

MADE IN
POLAND

PTS WAŚ Józef i Leszek Waś Sp.J.
Godzikowice ul. Stalowa 7,9 55-200 Olawa Poland
fax: +48 71 313 35 52, e-mail: office@was.eu

www.was.eu



export

+48 71 303 36 81 global
+48 71 303 50 28 west europe
export@was.eu



sales department

+48 71 303 50 24 | +48 71 303 50 25 | +48 71 303 50 23
w@was.eu | k@was.eu



Product catalogue

Lamps and reflective devices



2023

www.was.eu



Contents



warning lamps



position lamps /
clearance lights



reflective devices



interior lights



licence plate lights



driving, fog
and DRL lamps



single-functional front
and rear lamps



multifunctional
rear lamps



multifunctional
front lamps



work lamps



cable harnesses
and other accessories












lamps in accordance
with ADR requirements

12V-24V IP66/68

W112 | **W126**

LED
lamp

1. Rotating pattern 125 RPM R65 
 2. Automatic switching, 30 seconds for each program
 3. Single Flash 132 FPM R65 
 4. Single Flash 228 FPM R65 
 5. Double Flash 141 FPM R65 
 6. Double Flash 182 FPM R65 
 7. Triple Flash 133 FPM R65 
 8. Triple Flash 174 FPM R65 
- RPM - rotate per minute
FPM - flash per minute

- PATTERN 1**
Single Flash 132 FPM R65 
- PATTERN 2**
Double Flash 141 FPM R65 
- FPM - flash per minute

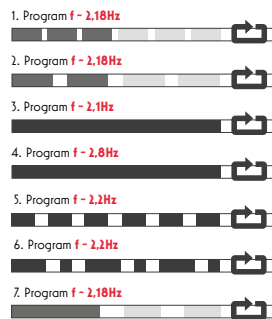
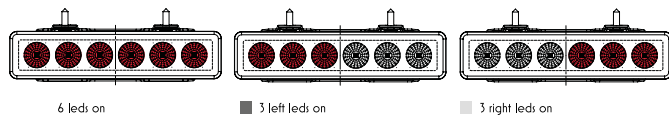


options	magnet				surface		pole						
	cigarette lighter plug		open cable		open cable		open cable		plug				
	300cm	700cm	300cm		300cm		280cm						
	color	clear	color	clear	color	clear	color	clear	color	clear	color	clear	
W112													
8 patterns	amber	852.1	852.7	852.2	852.8	852.3	852.9	852.4	852.10	852.6	852.12	x	x
	blue	853.1	853.7	853.2	853.8	853.3	853.9	853.4	853.10	853.6	853.12	x	x
	red	854.1	854.7	854.2	854.8	854.3	854.9	854.4	854.10	854.6	854.12	x	x
W126													
Pattern 1	amber	866.1	866.7	866.2	866.8	866.3	866.9	866.4	866.10	866.6	866.12	866.5	866.11
	blue	867.1	867.7	867.2	867.8	867.3	867.9	867.4	867.10	867.6	867.12	867.5	867.11
	red	868.1	868.7	868.2	868.8	868.3	868.9	868.4	868.10	868.6	868.12	868.5	868.11
Pattern 2	amber	866.1D	866.7D	866.2D	866.8D	866.3D	866.9D	866.4D	866.10D	866.6D	866.12D	866.5D	866.11D
	blue	867.1D	867.7D	867.2D	867.8D	867.3D	867.9D	867.4D	867.10D	867.6D	867.12D	867.5D	867.11D
	red	868.1D	868.7D	868.2D	868.8D	868.3D	868.9D	868.4D	868.10D	868.6D	868.12D	868.5D	868.11D
Pattern 1 with SYNC	amber	x	x	x	x	866.3SYNC	866.9SYNC	866.4SYNC	866.10SYNC	866.6SYNC	866.12SYNC	x	x
	blue	x	x	x	x	867.3SYNC	867.9SYNC	867.4SYNC	867.10SYNC	867.6SYNC	867.12SYNC	x	x
	red	x	x	x	x	868.3SYNC	868.9SYNC	868.4SYNC	868.10SYNC	868.6SYNC	868.12SYNC	x	x
Pattern 2 with SYNC	amber	x	x	x	x	866.3DSYNC	866.9DSYNC	866.4DSYNC	866.10DSYNC	866.6DSYNC	866.12DSYNC	x	x
	blue	x	x	x	x	867.3DSYNC	867.9DSYNC	867.4DSYNC	867.10DSYNC	867.6DSYNC	867.12DSYNC	x	x
	red	x	x	x	x	868.3DSYNC	868.9DSYNC	868.4DSYNC	868.10DSYNC	868.6DSYNC	868.12DSYNC	x	x



W117

12V-24V IP6K9K



146,5/39/50mm

898.1



available in ADR version

LED lamp

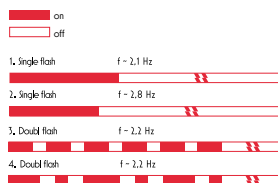
W134

12V-24V IP6K9K

LED lamp



237/20,5/25mm



W151

12V-24V IP66/68

Tail lift lamps

12V-24V IP66/68

W152



106/92/13mm



96,5/76/13mm

LED lamp

W217

12V-24V IP6K9K

LED lamp

112,9/45,9/24,6mm



1468 CLEAR 1468 1470
 1468 CLEAR ECO 1468 ECO 1470 ECO

12V-24V IP6K9K

W218

LED lamp

132,9/45,9/24,6mm

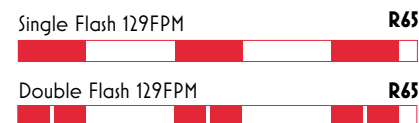


1469 CLEAR 1469 1471
 1469 CLEAR ECO 1469 ECO 1471 ECO



available in ADR version

W217 & W218



only W217 and W218 with SYNC
 synchronization means that the lamps connected together flash simultaneously or alternately

W217 ECO & W218 ECO



12V-24V IP6K9K

W233

LED lamp

Ø131,6/83,6-150mm



Double Flash 146FPM (2,43Hz) **R65**

options	magnet with a suction cup			magnet without a suction cup			screw fixing	M12 screw with a through-channel	screw fixing	flexible fitting for support tube, for socket type ISO 4165	
	open cable 300cm	cigarette lighter plug 300cm	cigarette lighter plug 700cm	open cable 300cm	cigarette lighter plug 300cm	cigarette lighter plug 700cm					
1 pattern	amber	1534.1	1534.1 3M	1534.1 7M	1534.2	1534.2 3M	1534.2 7M	1534.3	1534.4	1534.5	1534.6
	blue	1535.1	1535.1 3M	1535.1 7M	1535.2	1535.2 3M	1535.2 7M	1535.3	1535.4	1535.5	1535.6
	red	1536.1	1536.1 3M	1536.1 7M	1536.2	1536.2 3M	1536.2 7M	1536.3	1536.4	1536.5	1536.6
1 pattern with SYNC	amber	1534.1 SYNC	x	x	1534.2 SYNC	x	x	1534.3 SYNC	1534.4 SYNC	1534.5 SYNC	x
	blue	1535.1 SYNC	x	x	1535.2 SYNC	x	x	1535.3 SYNC	1535.4 SYNC	1535.5 SYNC	x
	red	1536.1 SYNC	x	x	1536.2 SYNC	x	x	1536.3 SYNC	1536.4 SYNC	1536.5 SYNC	x

PO2

12V|24V IP54

Position lamps: 09, 33, 34,
Indicator: 10



137/49/30mm



Bulb lamps

136/51/33mm

WE92

12V|24V IP54

Position lamps: 12, 13
Indicator: 14



Bulb lamps

Ø91/60mm

W15

12V|24V IP56

Front position lamps: 82, 82Z
Rear position lamps: 83, 83Z
Side position lamps: 84, 84Z



86/81/28-46mm

Bulb lamps

12V|24V IP56

Front position lamps: 88P, 88Z
Rear position lamps: 89P, 89Z



116/46/48mm

12V-24V IP66/68

116/46-66/21,5mm

With (Z) or without bracket

W17D



available with Jaeger connector



LED lamp

LED lamp

W22

12V|24V IP66/68



154/49/55mm

options		front-rear-side		rear-side		front-side	
		12V	24V	12V	24V	12V	24V
without bracket	left	118LK	119LK	120LK	121LK	122LK	123LK
	right	118PK	119PK	120PK	121PK	122PK	123PK
with bracket	left	118LKZ	119LKZ	120LKZ	121LKZ	122LKZ	123LKZ
	right	118PKZ	119PKZ	120PKZ	121PKZ	122PKZ	123PKZ



W21.8

12V|24V IP66/68



142L (12V)
142P (12V)
142L (24V)
142P (24V)



available with Jaeger connector

LED lamp

12V|24V IP66/68

W21.9



143L (12V)
143P (12V)
143L (24V)
143P (24V)

W63

12V-24V IP66/68

84/24/25mm



available with Jaeger connector



with (Z) or without bracket

12V-24V IP66/68

159,2/73,2/36,4mm



bracket or rubber base

W172

W44

12V-24V IP66/68



available in ADR version

98/31,5/25mm

LED lamp



available with Jaeger connector



217Z / 217P 218Z / 218P 219Z / 219P

with (Z) or without bracket

12V-24V IP66/68

W46

111/62,5-75,5/23mm



223Z / 223 224Z / 224 225Z / 225

W64

12V-24V IP66/68

102/46-68/18,8mm

LED lamp



available with Jaeger connector



306Z / 306P 307Z / 307P 308Z / 308P 309Z / 309P 310Z / 310P

with (Z) or without bracket

12V-24V IP66/68

102/46-68/12mm

W65

W47

12V-24V IP66/68



available with Jaeger connector

LED lamp



230Z / 230 229Z / 229 231Z / 231

114/40/25mm

with (Z) or without bracket

12V-24V IP66/68

W47WW



available in ADR version



534Z / 534 536Z / 536 535Z / 535

114/40-63/29,5-40mm

12V-24V IP66/68

LED lamp



available with Jaeger connector



238/20,6/10,4mm

bracket or rubber base

W115



W127

12V-24V IP66/68

LED lamp



12V-24V IP66/68

W128

105,4/45-67,5/11,8-33,8mm

available with Jaeger connector

105,4/45-67,5/11,8-33,8mm



901 902 903



904 905 906

W45

12V-24V IP6K9K

LED lamp

130/32-57/20-42mm

130/32/20,5mm

with (Z) or without bracket



222Z / 222 221Z / 221 220Z / 220



available with Jaeger connector



available in ADR version

W45N

12V-24V IP6K9K

NEON EFFECT



1229 1230 1231

W157

12V-24V IP6K9K

LED lamp

114,4/54,2/22,3mm



1134 1135 1136



available in ADR version

12V-24V IP6K9K

W158

114,4/54,2/22,3mm



1138 1139 1140



available in ADR version

W45S

12V-24V IP6K9K

LED lamp



available in ADR version

1234 1233 1232



130/32-57/14,5-36,5mm



NEON EFFECT

12V-24V IP6K9K

W45NS

1235 1236 1237



130/32-57/14,5-36,5mm

W174

12V-24V IP66/68

LED lamp

115,3/41,3/20mm



1219 1220 1221



available in ADR version

12V-24V IP66/68

W175

115,3/41,3/20mm



1223 1224 1225



available in ADR version

W195, W196

12V-24V IP6K9K

LED lamp



1382 open cable 1382/I connector 2 pin



1383 1384 1385

106,5/46,5-67,4/21,8-43,8mm

W197

12V-24V IP6K9K



1386 1387 1388

106,5/46,5-67,4/21,8-43,8mm



W198

12V-24V IP6K9K

124/49-68.6/20-42,3mm



1399 1400 1401



available in ADR version

LED lamp

NEON EFFECT

12V-24V IP6K9K

117/56-72/20-42mm



1402 1403 1404



available in ADR version



W36

12V-24V IP6K9K

180
98/31,5/25mm



LED lamp

12V-24V IP6K9K

182



W37

182ZO

98/31,5/25mm

LED lamp

W201

12V-24V IP6K9K

119/44,5/7,5-19,5mm



1412 1413 1414



available in ADR version

LED lamp



available with Jaeger connector

12V-24V IP6K9K

119/44,5/17,5-25,5mm



1415 1417 1416

W202

12V-24V IP6K9K

184



W38

184ZO

98/31,5/25mm

LED lamp

W240

12V-24V IP6K9K

133,8/53-70,7/25-47mm



lamp with display function which outline the vehicle on the road



1598 1600 1599

LED lamp

12V-24V IP6K9K

133,8/53-70,7/25-47mm



1598 NN 1600 NN 1599 NN

W240^{NN}

W57

12V-24V IP6K9K

270/52/35mm



276

LED lamp



available with Jaeger connector

12V-24V IP6K9K

291/55/95mm



277

W58



W60

12V-24V IP66/68

LED lamp



available with Jaeger connector

72/32/23mm



278

279

280



side

281
(3 LED)
amber

84/24/25mm

front

282
(2 LED)

rear

283
(3 LED)
white

284
(2 LED)

285
(3 LED)
red

W61

12V-24V IP66/68

W97.2

12V-24V IP66/68

LED lamp

83.8/24.2/10.4mm



5 LED



713

712

711

12V-24V IP66/68

83.8/24.2/10.4mm



12 LED



716

715

714

W97.3

W76.1, W76.2

12V-24V IP66/68

LED lamp

84/24/25mm



557
(3 LED)

558
(6 LED)

SUPER BRIGHT

W76.3, W76.4

12V-24V IP6K9K

237/20.5/22mm



559
(9 LED)

560
(12 LED)

W97.4

12V-24V IP66/68

LED lamp

238/20.6/10.4mm

9 LED



718

719

717



12V-24V IP66/68

238/20.6/10.4mm

12 LED



721

722

720



W97.5

W80

12V-24V IP66/68

LED lamp

Ø29mm



668

669

670

SNAP IN

12V-24V IP66/68

W97.1

83.8/24.2/10.4mm

3 LED



710

709

708

W109N

12V-24V IP66/68

NEON EFFECT

84/24/22mm



766

765

767

12V-24V IP6K9K

W110N

NEON EFFECT

237/212/22mm



767

770

769

W122

12V-24V IP66/68



W104

12V-24V IP66/68



W105

12V-24V IP66/68

W122N

12V-24V IP66/68



W106

12V-24V IP66/68



W107

12V-24V IP66/68

W189, W189N

12V-24V IP66/68



12V-24V IP66/68



W140



W21.x

12V-24V IP66/68



All lamps available with wide or narrow base



options	STAR	N	RR	WW (BC)	WW	W (BC)	W	SS (BC)	SS	S (BC)	S	RF (BC)	RF	Z		
W21.1	873	771	631	504BC	504	495BC	495	420BC	420	411BC	411	293BC	293	261	134	
W21.2	left	874L	772L	632L	505BCL	505L	496BCL	496L	421BCL	421L	412BCL	412L	294BCL	294L	262L	135L
	right	874P	772P	632P	505BCP	505P	496BCP	496P	421BCP	421P	412BCP	412P	294BCP	294P	262P	135P
W21.3	left	875L	773L	633L	506BCL	506L	497BCL	497L	422BCL	422L	413BCL	413L	295BCL	295L	263L	136L
	right	875P	773P	663P	506BCP	506P	497BCP	497P	422BCP	422P	413BCP	413P	295BCP	295P	263P	136P
W21.4	876	774	634	507BC	507	498BC	498	423BC	423	414BC	414	296BC	296	264	137	
W21.5	left	877L	775L	635L	508BCL	508L	499BCL	499L	424BCL	424L	415BCL	415L	297BCL	297L	265L	138L
	right	877P	775P	635P	508BCP	508P	499BCP	499P	424BCP	424P	415BCP	415P	297BCP	297P	265P	138P
W21.6	878	776	636	509BC	509	500BC	500	425BC	425	416BC	416	298BC	298	266	139	
W21.7	left	879L	777L	637L	510BCL	510L	501BCL	501L	426BCL	426L	417BCL	417L	299BCL	299L	267L	140L
	right	879P	777P	637P	510BCP	510P	501BCP	501P	426BCP	426P	417BCP	417P	299BCP	299P	267P	140P
W21.10	left	880L	778L	638L	511BCL	511L	502BCL	502L	427BCL	427L	418BCL	418L	x	x	x	152L
	right	880P	778P	638P	511BCP	511P	502BCP	502P	427BCP	427P	418BCP	418P	x	x	x	152P

W23, W24, W25, W56, W79

12V-24V IP66/68

LED lamp



available with Jaeger connector



front position light

rear position light

side position light



options	red i white	white	amber	red
W23	125	x	x	x
W24	x	129	149	127
W25	x	133	151	131
W56	275	x	x	x
W79	x	665	667	666



W23X-W25X, W56X, W79X


12V-24V IP66/68



available with Jaeger connector



LED lamp



options	STAR	N	RR	WW (BC)	WW	W (BC)	W	SS (BC)	SS	S (BC)	S	RF (BC)	RF	
W23X	front	882	780	640	514BC	514	513BC	513	448BC	448	447BC	447	517BC	517
	rear													
W24X	front	884	782	650	x	521	x	519	x	453	x	451	x	527
	rear	885	783	652	522C	522	520C	520	454C	454	452C	452	528C	528
	side	x	784	654	522PKR	522P	520PKR	520P	x	x	x	x	x	x
W25X	front	886	785	651	x	525	x	523	x	457	x	455	x	529
	rear	887	786	653	526C	526	524C	524	458C	458	456BC	456	530BC	530
	side	x	787	655	526PKR	526P	524PKR	524P	x	x	x	x	x	x
W56X	front	883	781	641	516BC	516	515BC	515	450BC	450	449BC	449	518BC	518
	rear													
W79X	front	896	797	678	x	x	x	673	x	x	x	676	x	671
	rear	897	798	679	x	x	x	674	x	x	x	677	x	672
	side	x	796	680	x	x	x	675	x	x	x	x	x	x



W48

12V-24V IP6K9K

W49



available with Jaeger connector



available in ADR version



options	serie	side	transparent		colorful		neon	
			front-rear-side	front-rear	front-rear-side	front-rear	front-rear-side	front-rear
W48		left	238L	239L	2049L	2050L	2049NL	2050NL
		right	238P	239P	2049P	2050P	2049NP	2050NP
W49		left	241L	242L	2051L	2052L	2051NL	2052NL
		right	241P	242P	2051P	2052P	2051NP	2052NP

LED lamp

84/103/33mm



available with Jaeger connector

12V-24V IP6K9K



W62



available in ADR version

options	serie	side	transparent		colorful		neon	
			front-rear-side	front-rear	front-rear-side	front-rear	front-rear-side	front-rear
W62		left	286	287	2053L	2054L	2053N L	2054N L
		right			2053P	2054P	2053N P	2054N P

12V-24V IP6K9K

W75.1 (A-E) „Wiking“

options		front-rear-side	front-rear
black	left	537L	538L
	right	537P	538P
cream	left	539L	540L
	right	539P	540P

LED lamp



155/160/58mm



W74.1, W74.2, W74.2A, W74.3

12V-24V IP66/68

LED lamp



W74.1

191/166/79mm



W74.2

108/98/79mm



W74.2A

108/98/79mm



available with Jaeger connector



W74.3

98/87/78mm

front-rear



BC

side



KR

options			6 LED		5 LED		3 LED		NEON		NEON LOGO	
			OMYp 300V	LgY-S	OMYp 300V	LgY-S	OMYp 300V	LgY-S	OMYp 300V	LgY-S	OMYp 300V	LgY-S
W74.1	left		543L/I	543L/II					808L/I	808L/II	2043 L/I	2043 L/II
		BC	543BCL/I	543BCL/II								
	right		543P/I	543P/II					808P/I	808P/II	2043 P/I	2043 P/II
		BC	543BCP/I	543BCP/II								
W74.2	universal		544/I	544/II				809/I	809/II	2044/I	2044/II	
BC		544BC/I	544BC/II									
W74.2A	universal		544/I/A	544/II/A				811/I	811/II	2045/I	2045/II	
BC		544BC/I/A	544BC/II/A									
W74.3	side	universal	546/I	546/II	547/I	547/II	548/I	548/II	812/I	812/II	2046/I	2046/II
KR		546KR/I	546KR/II	547KR/I	547KR/II	548KR/I	548KR/II					
W74.3	side + indicator light	universal									2047/I	2047/II



12V-24V IP66/68

LED lamp

W77.1-4X

available with Jaeger connector



LONG

rhombus shape openings

W77.1X

180/161/40mm



SHORT

rhombus shape openings

W77.2X

180/131/40mm



LONG

circle shape openings

W77.3X

180/161/40mm



SHORT

circle shape openings

W77.4X

180/131/40mm

STAR



SS



N



S



RR
+ reflecting device



RF



WW



*BULB



W



SOLAR



options		STAR	N	RR	SS	S	WW	W	RF	SOLAR	
W77.1X	side	left	888L	788L	642L	623BCL	615BCL	607BCL	599BCL	575BCL	567L
		right	888P	788P	642P	623BCP	615BCP	607BCP	599BCP	575BCP	567P
	front-rear	left	889L	789L	646L	624BCL	616BCL	608BCL	600BCL	576BCL	568L
		right	889P	789P	646P	624BCP	616BCP	608BCP	600BCP	576BCP	568P
W77.2X	side	left	890L	790L	643L	625BCL	617BCL	609BCL	601BCL	577BCL	569L
		right	890P	790P	643P	625BCP	617BCP	609BCP	601BCP	577BCP	569P
	front-rear	left	891L	791L	647L	626BCL	618BCL	610BCL	602BCL	578BCL	570L
		right	891P	791P	647P	626BCP	618BCP	610BCP	602BCP	578BCP	570P
W77.3X	side	left	892L	792L	644L	627BCL	619BCL	611BCL	603BCL	579BCL	571L
		right	892P	792P	644P	627BCP	619BCP	611BCP	603BCP	579BCP	571P
	front-rear	left	893L	793L	648L	628BCL	620BCL	612BCL	604BCL	580BCL	572L
		right	893P	793P	648P	628BCP	620BCP	612BCP	604BCP	580BCP	572P
W77.4X	side	left	894L	794L	645L	629BCL	621BCL	613BCL	605BCL	581BCL	573L
		right	894P	794P	645P	629BCP	621BCP	613BCP	605BCP	581BCP	573P
	front-rear	left	895L	795L	649L	630BCL	622BCL	614BCL	606BCL	582BCL	574L
		right	895P	795P	649P	630BCP	622BCP	614BCP	606BCP	582BCP	574P



W148.1-4

12V-24V IP66/68

NEON EFFECT



LED lamp

1093L 1093P 1094L 1094P

1095L 1095P 1096L 1096P

1097 1098 1099 1100

available in ADR version



available with Jaeger connector

W148.1

W148.2

W148.3

W148.4

189/140/55mm

134/108/55mm

124/100/55mm

71.5/100/55mm

W168.1-5

12V-24V IP6K9K

LED lamp



LONG

1167L 1167P 1168L 1168P

MEDIUM without side position

1171L 1171P 1172L 1172P

without side position available with Jaeger connector

W168.4 MEDIUM-HALF

NEON EFFECT

W168.1

W168.2

W168.3 SHORT

W168.5 LONG-HALF

W168.4

available in ADR version

1165L 1165P 1166L 1166P without side position

1169 1170 without side position

1173L 1173P 1174L 1174P without side position

W168.1 W168.4 184,9/145,5/58mm

W168.2 W168.5 146,1/110,6/58mm

W168.3 87/100/58mm

W168.13

12V-24V IP66/68

LED lamp



238/181/64mm

1456 L

1456 P

1457 L

1457 P

W135

12V-24V IP66/68



available with Jaeger connector

114/40-63/40mm

LED lamp

12V-24V IP6K9K

114,4/54,2/22,3mm

side marker and indicator cat. 5

975



available in ADR version



W157

NEON EFFECT

1133



available in ADR version



W158

12V-24V IP6K9K

NEON EFFECT

114,4/54,2/22,3mm

LED lamp

side marker and indicator cat. 5



available in ADR version



1137

W161

12V-24V IP66/68

159,2/73,7/36,4mm



1152

W174

12V-24V IP66/68

LED lamp

115,3/41,3/20mm

side marker and indicator cat. 5



available in ADR version



1218

W175

12V-24V IP66/68

115,3/41,3/20mm

NEON EFFECT



available in ADR version



1222

W45N, W45NS

12V-24V IP6K9K

LED lamp



available in ADR version

NEON EFFECT



1260

130/32-57/14,5-36,5mm

1261

130/32-57/20-42mm

side marker and indicator cat. 5

W198

12V-24V IP66/68

LED lamp

NEON EFFECT

124/49-68.6/20-42,3mm



available in ADR version

1420

side marker and indicator cat. 5

W240

12V-24V IP6K9K

LED lamp

133.8/53-70.7/25-47mm



1597

1597 NN

side marker and indicator cat. 5

12V-24V IP6K9K

Ø29mm

W216



1467

indicator cat. 5

12V-24V IP66/68

W199



available in ADR version

117/56-72/20-42mm

NEON EFFECT



1421

side marker and indicator cat. 5

12V-24V IP6K9K

W254

103/36-49/18-38mm



2036

2036 NN

side marker and indicator cat. 5

12V-24V IP66/68

W255

2042/I

2042/II

2042/III

39.4/74.9-89.5/30,8mm



side marker and indicator cat. 5

12V-24V IP6K9K

W168.6DD

NEON EFFECT

124/49-68.6/20-42,3mm



available in ADR version

LED lamp



1258L 1258P

1259L 1259P
DYNAMIC

1389L 1389P

1390 DD L 1390 DD P
DYNAMIC

W198

12V-24V IP66/68

LED lamp

NEON EFFECT

124/49-68.6/20-42,3mm



available in ADR version

1420

side marker and indicator cat. 5

W240

12V-24V IP6K9K

LED lamp

133.8/53-70.7/25-47mm



1597

1597 NN

side marker and indicator cat. 5

12V-24V IP6K9K

W254

103/36-49/18-38mm



2036

2036 NN

side marker and indicator cat. 5

12V-24V IP6K9K

LED lamp

184.9/145.5/58mm

W168.7-8



available in ADR version

options			W168.7		W168.7DD		W168.8		W168.8DD	
			without stop				with stop			
			left	right	left	right	left	right	left	right
rear indicator	front-rear-side	with side indicator	1344L	1344P	x	x	x	x	x	x
		without side indicator	x	x	1345L	1345P	1346L	1346P	1347L	1347P
	front-rear	with side indicator	1391L	1391P	x	x	x	x	x	x
		without side indicator	x	x	1392 DD L	1392 DD P	1393L	1393P	1394 DD L	1394 DD P



W168.11

12V-24V IP6K9K

side marker and indicator cat. 5

146,1/110,6/58mm

87/100/58mm

184,9/145,2/58mm

LED lamp NEON EFFECT

W168.11.1

W168.11.2

W168.11.3

options		W168.11.1		W168.11.2		W168.11.3
		left	right	left	right	universal
front-rear-side	with side indicator	1448 L	1448 P	1449 L	1449 P	1450
front-rear	with side indicator	1451 L	1451 P	1452 L	1452 P	1453

W168.12

12V-24V IP66/68

238/181/72mm

LED lamp



1454 L

1455 L without side position light

rubber pad

1454 P

1455 P without side position light

W190, W190N

12V-24V IP66/68

LED lamp

x/1 connector AMP MPC 2.8



1348

1348/I

1349

1349/I

1422

1422/I

1423

1423/I

W254

12V-24V IP66/68

12V-24V IP66/68

W254^{NN}

LED lamp

NEON EFFECT

103/36-49/18-38mm

103/36-49/18-38mm



2033

2034

2035



2033 NN

2034 NN

2035 NN

12V-24V IP66/68

39,4/74,9-89,5/30,8mm

W255



2040/III

2040/II

2040/I

2039/III

2039/II

2039/I

2041/III

2041/II

2041/I



2038/III

2038/II

2038/I



2037/III

2037/II

2037/I

W259

12V-24V IP6K9K

LED lamp
NEON EFFECT

535,4/28,4/33,5mm



side marker and indicator cat. 5

W260

12V-24V IP6K9K

LED lamp
NEON EFFECT

535,4/28,4/33,5mm



side marker and indicator cat. 5

assembly holes



FI-75U

fastening screw



FI-75S

self adhesive tape



FI 61

self adhesive tape



UO6

self adhesive tape



UP-55x40

assembly holes



UP-105x48

self adhesive tape



71B, 71CZ, 71P

self adhesive tape assembly holes



UP-96x42

self adhesive tape



UP-126x34

	options	white	orange	red
assembly holes	FI-75U	26	24	32
	UP-105x48	49U	50U	51U
	UT125			839
	FI 61	841	845	843
	UP-96x42	847	851	849
fastening screw	FI-75S	29	27	28
	UT-150			52
self adhesive tape	FI-75S	29P	27P	28P
	UP-105x48	49P	50P	51P
	71B	71B		
	71CZ			71CZ
	71P		71P	
	UP-126x34	163	164	165
	FI 61	840	844	842
	UP-96x42	846	850	848
	UO6	1202	1204	1203
	UP-55x44	1409	1411	1410

fastening screw



UT-150

assembly holes



UT125

W253



584/163/58mm

2119 single reflective device
2120 double reflective device



LWO1, LWO2

12V|24V IP66/68

333/30/32mm



LWO1 (12V) 125 lm
LWO2 (24V) 111 lm

LED lamp

LWO3, LWO4

12V|24V IP66/68

84/24/25mm




LWO3
549 (12-24V) (3 LED) 67 lm
LWO4
550 (12V) (6 LED) 123 lm
551 (24V) (6 LED) 136 lm

LWO5, LWO6

12V|24V IP66/68

237/20,5/22mm



LWO5
552 (12V) (8 LED) 221 lm
553 (24V) (8 LED) 194 lm
553 DIMMING (12V|24V) (8 LED) 210 lm
554 (12V) (12 LED) 296 lm
LWO6
555 (24V) (12 LED) 296 lm

LED lamp

LWO7, LWO8

12V|24V IP66/68

83,8/24,2/10,4mm



LWO7
723 (12V-24V) (3 LED) 70 lm
LWO8
724 (12V) (6 LED) 126 lm
725 (24V) (6 LED) 140 lm


slim

LWO9

12V|24V IP66/68

(8 LED)

238/20,6/10,4mm



726 (12V) SENSOR 212 lm
727 (24V) SENSOR 199 lm
726 (12V) SWITCH 212 lm
727 (24V) SWITCH 199 lm
727 (12V) (8 LED) 210 lm
727 DIMMING (12V-24V) (8 LED) 210 lm
727 NEON 12V/24V (12V-24V) 199 lm
727 DIMMING NEON (12V-24V) 210 lm


LED lamp

12V|24V IP66/68

(12 LED)

LW10

238/20,6/10,4mm



728 (12V) SENSOR 301 lm
729 (24V) SENSOR 285 lm
728 (12V) SWITCH 301 lm
729 (24V) SWITCH 285 lm
728 (12V) 301 lm
729 (24V) 285 lm

LW11

12V|24V IP66/68

LED lamp

54/54/8mm



989 (12V) 148 lm
990 (24V) 148 lm
989N (12V) 205 lm
990N (24V) 205 lm

LW13

12V IP66/68

107,4/46,7/23mm



1465
540 lm



LW12

12V-24V IP66/68

Ø152/34mm



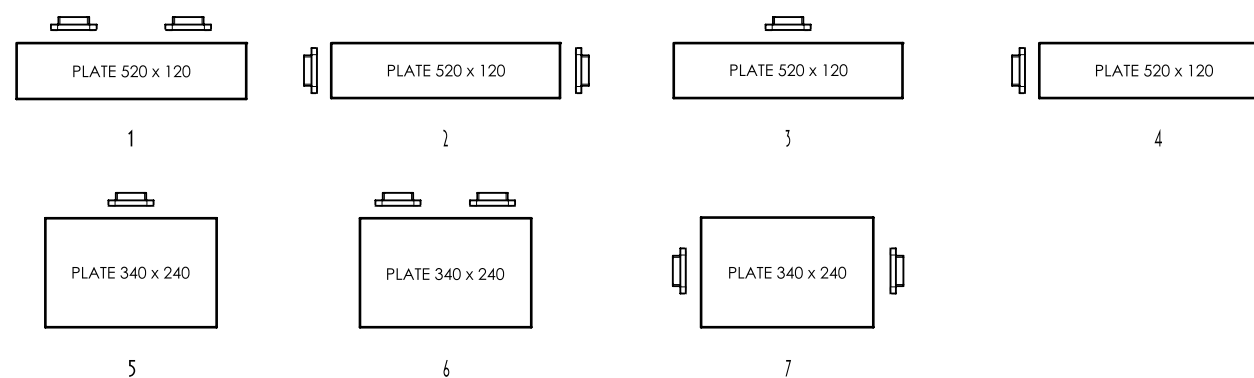
LED lamp

991
329 lm

991
DIMMER SWITCH
384 lm

992
272 lm

992
DIMMER SWITCH
249 lm




LW14 DSW

12V-24V IP66/68

124/124/12,5mm

LED lamp



1466/I
metalized frame
1215 lm

1466/I DSW
metalized frame
400 lm | 1200 lm

1466
white frame
1215 lm

1466 DSW
white frame
400 lm | 1200 lm

DSW
wersja z funkcją ściemniania

options		1	2	3	4	5	6	7	LED	bulb	position
W08	25		•			•				•	
	48		•			•				•	•
W27	145		•						•		
W52	244	•	•				•	•	•		
W53	245	•	•				•	•	•		•
W54	246		•						•		
W55	247		•						•		•
W52Ż	343		•				•	•		•	
W53Ż	344		•				•	•		•	•
W71	406		•							•	
	407		•							•	•
W72	408		•						•		
	409		•						•		•
W88	730			•	•	•			•		
W133	982	•	•			•	•		•		

W08

12V|24V IP54

109/61/55mm



Bulb lamps

2 5

W52, W53

12V-24V IP66/68

82,5/39/31mm

LED lamp



244

245



available in ADR version

2 6 7

W54, W55

12V-24V IP66/68

LED lamp

109/61/55mm



246

247

2

W27

12V-24V IP66/68

76/42/57,5mm



145

2

W52Ż, W53Ż

12V|24V IP66/68

82,5/39/31mm



343

344

Bulb lamps

2 6 7

IP54

W71

101/59,6/58,5mm



407

406

2

Bulb lamps

W27

LED lamp

W72

101/59,6/58,5mm



408

409



available in ADR version

2

12V-24V IP66/68

W133

LED lamp

80/30/24mm



982

1 2 5 6

12V-24V IP66/68

W88

101/59,6/58,5mm



730



available in ADR version

3 4 5

12V|24V IP6K9K

W253

548/155/36,5mm



2100



W50

12V-24V IP66/68

LED lamp

98.2/93.1/81.3mm



243

daytime running light

W51, W89

12V-24V IP6K9K

237/20.5/22mm



271

DRL and position lamp

704

daytime running light



W149

12V-24V IP66/68

LED lamp

Driving lamp

199/118/72mm



1101

1101/1

cable with connection Superseal

Daytime running lamp



1226

162/108/46mm

W85, W86, W96

12V-24V IP6K9K

LED lamp

146.5/32.8/50mm



705

5 LEDs



706

32 LEDs



799

OPTIC FIBERS

daytime running lamps

W180, W181, W182, W183

12V-24V IP66/68

LED lamp

Ø90/95.6mm



1252

1254

1335

1356

1357

1253

1255

1256

1257

W116 30, W116 ECO

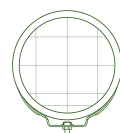
12V-24V IP66/68

235/245/132mm

LED lamp



Road lamps with position light



869 30
869 ECO



870 30
870 ECO



871 30
871 ECO



872 30
872 ECO

options	reference mark	luminous intensity (candelas)
W116 30	30	130 000
W116 ECO	50	215 000

STANDARD	NEON	fog light	daytime running light
W180		x	1252
	W180N	x	1253
W181		1254	x
W182			1255
		x	1355
	W182N		1256
		x	1356
W183			1257
		x	1357



W221

12V-24V IP66/68

LED lamp

510.5/98/63mm

multifunctional front lamp or offroad

HIGH-BEAM LIGHT or WORK LIGHT (OFFROAD version)

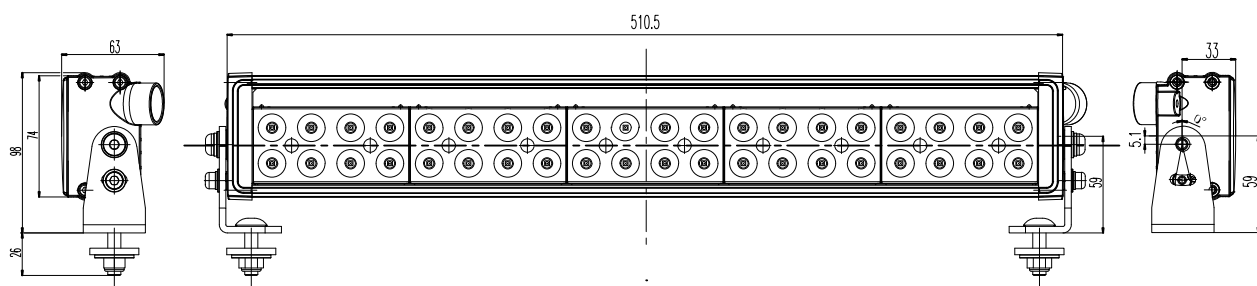
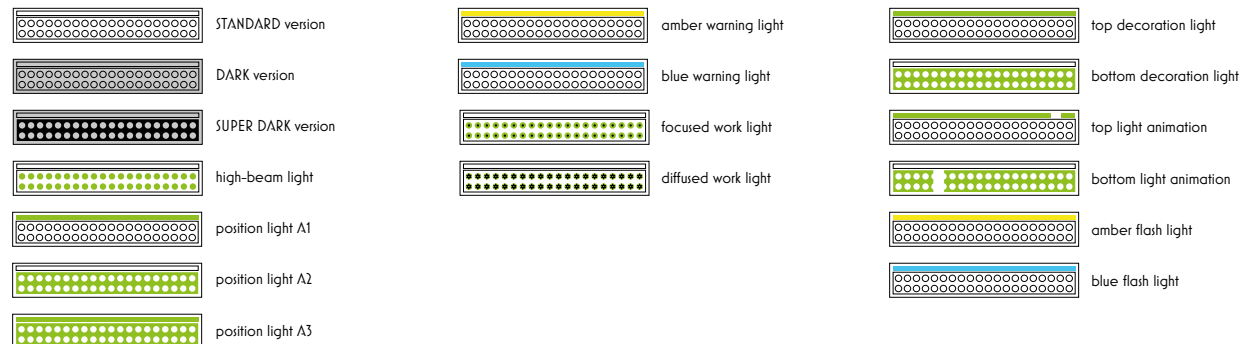
FRONT POSITION LIGHT or DECORATION LIGHT (OFFROAD version)

WARNING LIGHT or FLASH LIGHT (OFFROAD version) AMBER OR BLUE

REGULAR version

DARK version

SUPER DARK version



W221

			warning light or flash light (for offroad version)										
			amber XA1			blue XB1			without				
			regular	dark	super dark	regular	dark	super dark	regular	dark	super dark		
with approval for public road usage	high-beam light HR	without front position light	1544	1544 DARK	x	1545	1545 DARK	x	x	x	x	x	x
		with front position light A3	x	x	x	x	x	x	1540	1540 DARK	1540 S. DARK		
		with front position light A2	1546	1546 DARK	1546 S. DARK	1547	1547 DARK	1547 S. DARK	x	x	x		
		with front position light A1	x	x	x	x	x	x	1541	1541 DARK	1541 S. DARK		
OFFROAD max power without approval for public road usage	work light focused W/L	with top - bottom light	x	x	x	x	x	x	1542 OFFROAD	1542 DARK OFFROAD	1542 S. DARK OFFROAD		
	work light diffused W/L		x	x	x	x	x	x	1543 OFFROAD	1543 DARK OFFROAD	1543 S. DARK OFFROAD		
	work light focused W/L	with bottom light	1548 OFFROAD	1548 DARK OFFROAD	1548 S. DARK OFFROAD	1550 OFFROAD	1550 DARK OFFROAD	1550 S. DARK OFFROAD	x	x	x		
	work light diffused W/L		1549 OFFROAD	1549 DARK OFFROAD	1549 S. DARK OFFROAD	1551 OFFROAD	1551 DARK OFFROAD	1551 S. DARK OFFROAD	x	x	x		
	work light focused W/L	top and bottom light animation	x	x	x	x	x	x	1552 OFFROAD	1552 DARK OFFROAD	1552 S. DARK OFFROAD		
	work light diffused W/L		x	x	x	x	x	x	1553 OFFROAD	1553 DARK OFFROAD	1553 S. DARK OFFROAD		
	work light focused W/L	bottom light animation	1554 OFFROAD	1554 DARK OFFROAD	1554 S. DARK OFFROAD	1556 OFFROAD	1556 DARK OFFROAD	1556 S. DARK OFFROAD	x	x	x		
	work light diffused W/L		1555 OFFROAD	1555 DARK OFFROAD	1555 S. DARK OFFROAD	1557 OFFROAD	1557 DARK OFFROAD	1557 S. DARK OFFROAD	x	x	x		
	work light focused W/L	top light on and bottom light animation	x	x	x	x	x	x	1558 OFFROAD	1558 DARK OFFROAD	1558 S. DARK OFFROAD		
	work light diffused W/L		x	x	x	x	x	x	1559 OFFROAD	1559 DARK OFFROAD	1559 S. DARK OFFROAD		
	work light focused W/L	bottom light on and top light animation	x	x	x	x	x	x	1560 OFFROAD	1560 DARK OFFROAD	1560 S. DARK OFFROAD		
	work light diffused W/L		x	x	x	x	x	x	1561 OFFROAD	1561 DARK OFFROAD	1561 S. DARK OFFROAD		



W222

12V-24V IP66/68

LED lamp

511/98/73mm

multifunctional front lamp or offroad

HIGH-BEAM LIGHT or WORK LIGHT (OFFROAD version)



FRONT POSITION LIGHT or DECORATION LIGHT (OFFROAD version)



WARNING LIGHT or FLASH LIGHT (OFFROAD version) AMBER OR BLUE

REGULAR version

DARK version

SUPER DARK version



STANDARD version

DARK version

SUPER DARK version

high-beam light

position light A1

position light A2

position light A3

amber warning light

blue warning light

focused work light

diffused work light

top decoration light

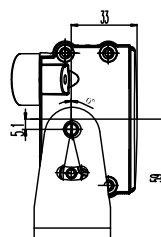
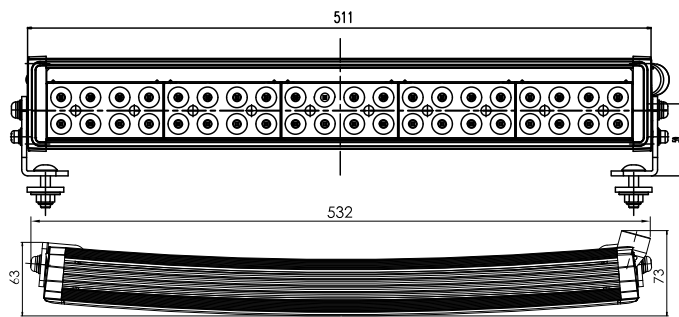
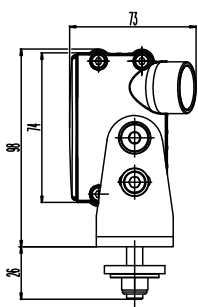
bottom decoration light

top light animation

bottom light animation

amber flash light

blue flash light



W222

			warning light or flash light (for offroad version)								
			amber XA1			blue XB1			without		
			regular	dark	super dark	regular	dark	super dark	regular	dark	super dark
with approval for public road usage	high-beam light HR	without front position light	1566	1566 DARK	x	1567	1567 DARK	x	x	x	x
		with front position light A3	x	x	x	x	x	x	1562	1562 DARK	1562 S. DARK
		with front position light A2	1568	1568 DARK	1568 S. DARK	1569	1569 DARK	1569 S. DARK	x	x	x
		with front position light A1	x	x	x	x	x	x	1563	1563 DARK	1563 S. DARK
OFFROAD max power without approval for public road usage	work light focused W/L	with top - bottom light	x	x	x	x	x	x	1564 OFFROAD	1564 DARK OFFROAD	1564 S. DARK OFFROAD
			x	x	x	x	x	x	1565 OFFROAD	1565 DARK OFFROAD	1565 S. DARK OFFROAD
	work light focused W/L	with bottom light	1570 OFFROAD	1570 DARK OFFROAD	1570 S. DARK OFFROAD	1572 OFFROAD	1572 DARK OFFROAD	1572 S. DARK OFFROAD	x	x	x
			1571 OFFROAD	1571 DARK OFFROAD	1571 S. DARK OFFROAD	1573 OFFROAD	1573 DARK OFFROAD	1573 S. DARK OFFROAD	x	x	x
	work light focused W/L	top and bottom light animation	x	x	x	x	x	x	1574 OFFROAD	1574 DARK OFFROAD	1574 S. DARK OFFROAD
			x	x	x	x	x	x	1575 OFFROAD	1575 DARK OFFROAD	1575 S. DARK OFFROAD
	work light focused W/L	bottom light animation	1576 OFFROAD	1576 DARK OFFROAD	1576 S. DARK OFFROAD	1578 OFFROAD	1578 DARK OFFROAD	1578 S. DARK OFFROAD	x	x	x
			1577 OFFROAD	1577 DARK OFFROAD	1577 S. DARK OFFROAD	1579 OFFROAD	1579 DARK OFFROAD	1579 S. DARK OFFROAD	x	x	x
	work light focused W/L	top light on and bottom light animation	x	x	x	x	x	x	1580 OFFROAD	1580 DARK OFFROAD	1580 S. DARK OFFROAD
			x	x	x	x	x	x	1581 OFFROAD	1581 DARK OFFROAD	1581 S. DARK OFFROAD
	work light focused W/L	bottom light on and top light animation	x	x	x	x	x	x	1582 OFFROAD	1582 DARK OFFROAD	1582 S. DARK OFFROAD
			x	x	x	x	x	x	1583 OFFROAD	1583 DARK OFFROAD	1583 S. DARK OFFROAD



W223 PANTERA

12V-24V IP66/68

LED lamp


multifunctional front lamp or offroad

538/98/104mm

HIGH-BEAM LIGHT or WORK LIGHT (OFFROAD version) FRONT POSITION LIGHT or DECORATION LIGHT (OFFROAD version)



WARNING LIGHT or FLASH LIGHT (OFFROAD version) AMBER OR BLUE



Double flash 129 FPM R65

REGULAR version

DARK version

SUPER DARK version



STANDARD version

DARK version

SUPER DARK version



high-beam light

position light A

amber warning light

blue warning light



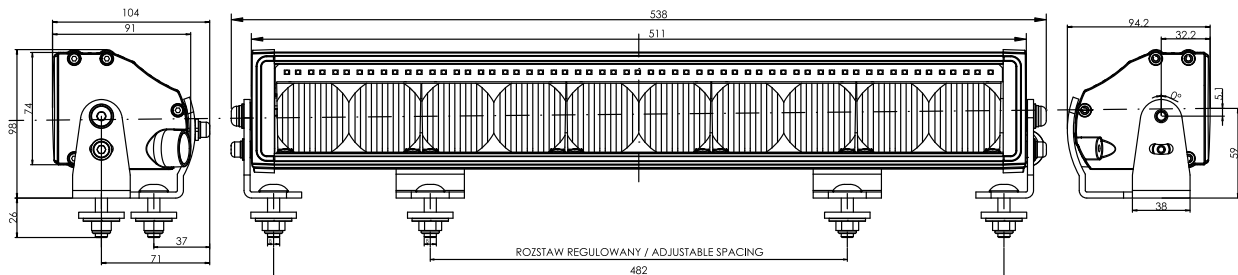
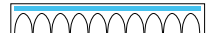
work light

top light animation

top decoration light

amber flash light

blue flash light



W223 PANTERA

			warning light or flash light (for offroad version)						
			amber XA1		blue XB1		without		
			regular	dark	regular	dark	regular	dark	super dark
with approval for public road usage	high-beam light HR	with front position light A	x	x	x	x	1584	1584 DARK	1584 S. DARK
		without front position light	1585	1585 DARK	1586	1586 DARK	x	x	x
OFFROAD max power without approval for public road usage	work light W/L	top light animation	x	x	x	x	1587 OFFROAD	1587 DARK OFFROAD	1587 S. DARK OFFROAD
		with top light	x	x	x	x	1588 OFFROAD	1588 DARK OFFROAD	1588 S. DARK OFFROAD
		without top light	1589 OFFROAD	1589 DARK OFFROAD	1590 OFFROAD	1590 DARK OFFROAD	x	x	x

12V-24V IP6K9K

W223 DOUBLE

multifunctional front lamp WARNING LIGHT AMBER OR BLUE

538/98/104mm

Double flash 129 FPM R65



HIGH-BEAM LIGHT LEFT AND RIGHT

LED lamp

	warning light					
	amber XA1		blue XB1		without	
	regular	dark	regular	dark	regular	dark
high-beam light HR	1594	1594 DARK	1595	1595 DARK	1593	1593 DARK



WE-93

W224

12V-24V IP6K9K

lamps with road and front position light

129.2/91-104/74-98mm

1591

1591 DARK



1592 lamp with road, front position and amber warning light

LED lamp

12V|24V IP54

Bulb lamps

15 reversing lamp

17 indicator

Ø91/72mm



16 stop lamp

W239

12V-24V IP66/68

LED lamp



Ø108/162/74mm

road lamp

1539/1 Superséal connector

1539

1539/II Deutsch connector

12V-24V IP6K9K

W242

LED lamp

132.9/43.9/18-25.4mm



1602

1602 N

daytime running lamps

W257


12V-24V IP6K9K

lamp with road, front position and side position light

lamp with road and front position light

2060

2061



Ø 178.8/193.7/78mm

LED lamp

12V-24V

W108, W177, W178

101/147.5/77.5mm

LED lamp

108/162/46mm

101/147.5/77.5mm



806 (W108) IP6K9K



1227 (W177) IP66/68

Reversing lamps



1228 (W178) IP66/68



available in ADR version

60 (W13)* stop lamp

61 (W14)* position lamp

** angled hinge

* fastening screws



57 (W10)* fog lamp

57U (W10)** fog lamp



58 (W11)* reversing lamp

58U (W11)** reversing lamp



59 (W12)* indicator

136/86/82mm

Bulb lamps



W83, W84

fog lamps



699Z
angled hinge

699
fastening screws

134/50/71,5mm

12V|24V IP56

reverse lamps



701Z
angled hinge

701
fastening screws

W160

12V-24V IP 66/68

12V-24V IP 66/68

W173DD

237/20,5/22mm

LED lamp
NEON EFFECT

237/20,5/22mm



stop lamp

1143
mounted also vertically
cat. 53



1217DD
dynamic indicator

W28

12V-24V IP66/68

Bulb lamps

12V-24V IP6K9K

W87

stop lamps

cat. 53

333/32/30,1mm

LED lamp

237/20,5/22mm

NEON EFFECT

12V-24V IP6K9K

W241N

146.1.53 (12V) **147.1.53** (24V)

146.3.53 (12V) **147.3.53** (24V)

146.2.53 (12V) **147.2.53** (24V)



681
lens clear

682
red lens

132,9/43,9/18-44mm

reversing lamp

1601 N



W159, W200, W207

12V-24V IP66/68

LED lamp

stop lamps

1405 (W200)
clear lens

1405KR (W200)
red lens
cat. 51

NEON EFFECT

333/30,1/32mm

237/20,5/22mm

213,4/20,6/10,4mm



1395 (W207)
clear lens

1395KR (W207)
red lens
cat. 53



1142 (W159)
mounting behind the glass
mounted also vertically
cat. 53



12V IP6K9K

W258

84/24/25mm

stop lamp

2059





W230, W230DD

12V-24V IP6K9K

238/20,6/10,4mm

LED
lamp



dynamic indicator

1503

static indicator

1502

W231

12V-24V IP6K9K

lamp with rear position and stop lights

238/20,6/10,4mm

LED
lamp



1504

W232, W232DD

12V-24V IP6K9K

238/20,6/10,4mm

LED
lamp



1505

1506 DD

3 function lamp with stop, rear position and static or dynamic indicator

12V-24V IP6K9K

237/20,5/22mm

LED
lamp



410

lamp with stop light, position light and indicator

W73

12V-24V IP6K9K

237/20,5/22mm

LED
lamp



556

lamp with reverse light and fog light

W73ARF

W83D, W84D, W111, W139

12V-24V IP66/68

LED
lamp

107,4/46,7/23mm



only W111 available in ADR version



700KR (W83D)

fog lamps

700 (W83D)

702 (W84D)

reversing lamp

821 (W111)

lamp with stop light, position light and indicator

1077 (W139)

stop lamp cat. 53

W90, W98-W101, W114

12V-24V IP6K9K

146,5/32,8/50mm



747 (W98) lamp with stop light, position light and indicator

749 (W100) lamp with reverse light

823 (W114) front lamp with position light and indicator

707 (W90) front lamp with position light and indicator

748 (W99) lamp with fog light

750 (W101) lamp with fog light and reverse light

823KR (W114) front lamp with position light and indicator



WE549, WE549d, WE549dz

Lamps with lights: stop, position and indicator

12V|24V



287,5/100,5/65mm

BULB (IP54)

LED (IP66/68)

LED (IP66/68) & BULB (IP54)

03 (WE549L) LEFT with license plate light

04 (WE549P) RIGHT

479 (WE549dL) LEFT with license plate light

480 (WE549dP) RIGHT

481 (WE549dzL) LEFT with license plate light

482 (WE549dzP) RIGHT



W30-W35

12V|24V IP66/68

LED lamp

Ø115/38,6mm

166 (W30) (12V) **167** (W30) (24V) position lamps with stop light

174 (W34) (12V) **175** (W34) (24V) position lamps

176 (W35) (12V) **177** (W35) (24V) stop lamps

168 (W31) (12V) **169** (W31) (24V) fog lamps

172 (W33) (12V) **173** (W33) (24V) reverse lamps

170 (W32) (12V) **171** (W32) (24V) indicators



WE551, WE551d, WE551dz

Lamps with stop light, position light, reflecting device and indicator

12V|24V



287,5/100,5/65mm

BULB (IP54)

LED (IP66/68)

LED (IP66/68) & BULB (IP54)

07 (WE551L) LEFT with license plate light

08 (WE551P) RIGHT

483 (WE551dL) LEFT with license plate light

484 (WE551dP) RIGHT

485 (WE551dzL) LEFT with license plate light

486 (WE551dzP) RIGHT



W41-W43

IP66/68

LED lamp

Ø115/38,6mm

226 (W41) (12V-24V) **2270** (W41) (12V) **2280** (W41) (24V) lamps with stop light, position light and indicator

214 (W42) (12V-24V) **215** (W43) (12V) **216** (W43) (24V) position lamps with indicator



WO72u, WO72ud, WO72udz

Lamps with lights: stop, position and indicator

12V|24V



200/70/60mm

BULB (IP54)

LED (IP66/68)

LED (IP66/68) & BULB (IP54)

40 (WO72u) UNIVERSAL

487 (WO72ud) UNIVERSAL

488 (WO72udz) UNIVERSAL

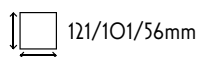




W18u, W18ud, W18udz

12V|24V

Lamps with lights: stop, position and indicator



BULB (IP54)

LED (IP66/68)

LED (IP66/68) & BULB (IP54)



92 (W18u)
UNIVERSAL
with license plate light



475 (W18ud)
UNIVERSAL
with license plate light

476 (W18ud)
UNIVERSAL




477 (W18udz)
UNIVERSAL
with license plate light

478 (W18udz)
UNIVERSAL

W16

12V|24V IP54

Lamps with lights: stop, position and indicator



72 (W16L)
with license plate light

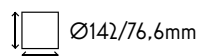
73 (W16P)



Bulb lamps

W19

12V|24V IP54





94 (W19L)
with license plate light

95 (W19P)



W19D, W59D

IP66/68



LED lamp



W19D



W59D



W19D „slim”



W59D „slim”

functions	lights: stop, position and indicator	
	W19D	W19D „slim”
12V-24V	232	288
12V + load	2330	2890
24V + load	2340	2900

functions	lights: reverse and fog	
	W59D	W59D „slim”
12V	272	291
24V	273	292

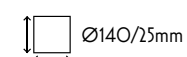
„O” - LOAD IS ONLY FOR THE INDICATOR



12V-24V IP66/68



available in ADR version



W91-W95

LED lamp

W91



731

732

733 MIRROR

734

MIRROR
the lens is metalized from inside

W92

W94



736

737

738

741

742

W93

W95



739

740

743

744

functions	lights: stop, position and indicator							lights: stop, position, reverse, fog and indicator					
	W91			W93		W95		W92		W94			
	731	732	733 MIRROR	734	739	740	743	744	736	737	738	741	742
+ RING	751	752	753 MIRROR	754	759	760	763	764	756	757	758	761	762



W153DD, W154

IP6K9K



available in ADR version

LED lamp

Ø142/55-65mm



W153

W153DD

W154 (2LED)

W154 (12LED)

functions	lights: stop, position and indicator	
	W153	W153DD
12V-24V	1128	1129
12V-24V + WAS	1128 WAS	1129 WAS
12V + load	1128 O12	1129 O12
24V + load	1128 O24	1129 O24

functions	lights: position, reverse and fog	
	2 LED	12 LED
12V-24V	1130 2F	1130 12F
12V-24V + WAS	1130 2F WAS	1130 12F WAS

„O“ - LOAD IS ONLY FOR THE INDICATOR

W191DD, W192, W193DD

12V-24V IP6K9K

LED lamp

Ø142/55mm



available in ADR version



W191

W192

W193

W191DD

W193DD

functions	lights: stop, position and indicator		lights: position, reverse and fog	lights: stop, position, reverse, fog and indicator		
	W191	W191DD	W192	W193	W193DD	
	universal			left	right	
12V 24V	1350	1353 DD	1351	1352	1354 DD L	1354 DD P
12V + load	1350 O12	1353 DD O12	x	1352 O12	1354 DD L O12	1354 DD P O12
24V + load	1350 O24	1353 DD O24	x	1352 O24	1354 DD L O24	1354 DD P O24

„O“ - LOAD IS ONLY FOR THE INDICATOR

W208DD, W209, W210DD

12V-24V IP6K9K

LED lamp

Ø142/60mm



W208

W209

W210

functions	lights: stop, position and indicator		lights: position, reverse and fog	lights: stop, position, reverse, fog and indicator		
	W208	W208DD	W209	W210	W210DD	
	universal			left	right	
12V 24V	1435 L/P	1438 DD L/P	1436 L/P	1437 L/P	1439 DD L	1439 DD P
12V + load	1435 L/P O12	1438 DD L/P O12	x	1437 L/P O12	1439 DD L O12	1439 DD P O12
24V + load	1435 L/P O24	1438 DD L/P O24	x	1437 L/P O24	1439 DD L O24	1439 DD P O24

„O“ - LOAD IS ONLY FOR THE INDICATOR

12V-24V IP66/68

W132

LED lamp
in honeycomb form



Ø150/37,5mm

SAE

This lamp is SAE approved, for USA application


981

lights: stop and indicator



W141, W142

12V-24V IP66/68



1082* **1082/I****
W141 fog lamps




1083* **1083/I****
W142 reverse lamps

* mounted on 3 screws
** back casing with screws
Ø150/37,5mm

W156

12V-24V IP66/68



1132* **1132/I****
W156 indicators



1132N* **1132N/I****

* mounted on 3 screws
** back casing with screws
Ø150/37,5mm

W131, W147, W155

12V-24V IP66/68



980* **980/I****
W131 lights: stop, position and indicator



1092* **1092/I****
W147 lights: reverse and fog




1131* **1131/I****
W155 lights: stop and position

* mounted on 3 screws
** back casing with screws
Ø150/37,5mm

12V|24V IP54

W29, W29.1



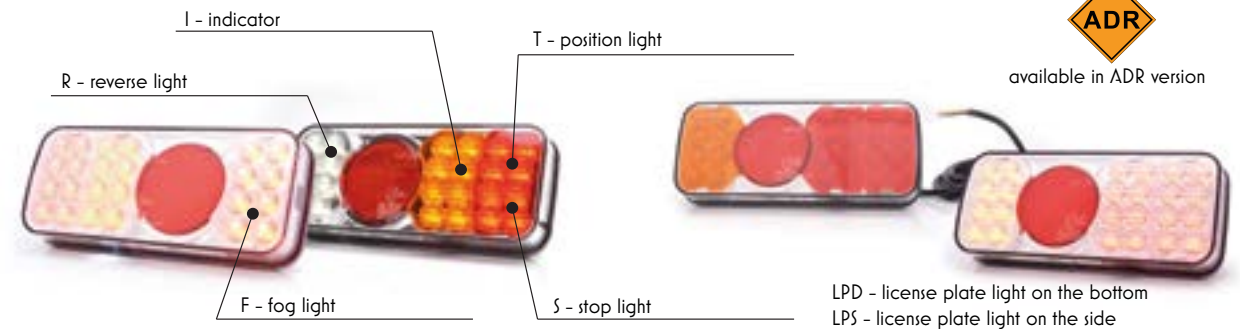
license plate light	W29		W29.1			
	T/S/I/F	T/S/I/R	T/S/I		T/S/I	
	+ reflecting device					
	left	right	left	universal	left	universal
LPD	185	x	192	x	195	x
LPS	186	189	x	193	x	196
without	187	190	x	194	x	197

12V-24V IP6K9K



200,5/85/79mm

W66, W67



license plate light	W66				W67			
	T/S/I/F		T/S/I/R		T/S/I			
	left		right		left		universal	
		KR	KR		KR		KR	
LPD	311	311KR	x	x	316	316KR	x	x
LPS	312	312KR	314	314KR	x	x	317	317KR
without	313	313KR	315	315KR	x	x	318	318KR

KR - individual lenses are in color of lights
without KR - all lenses are transparent/white



W187DD

12V-24V IP6K9K

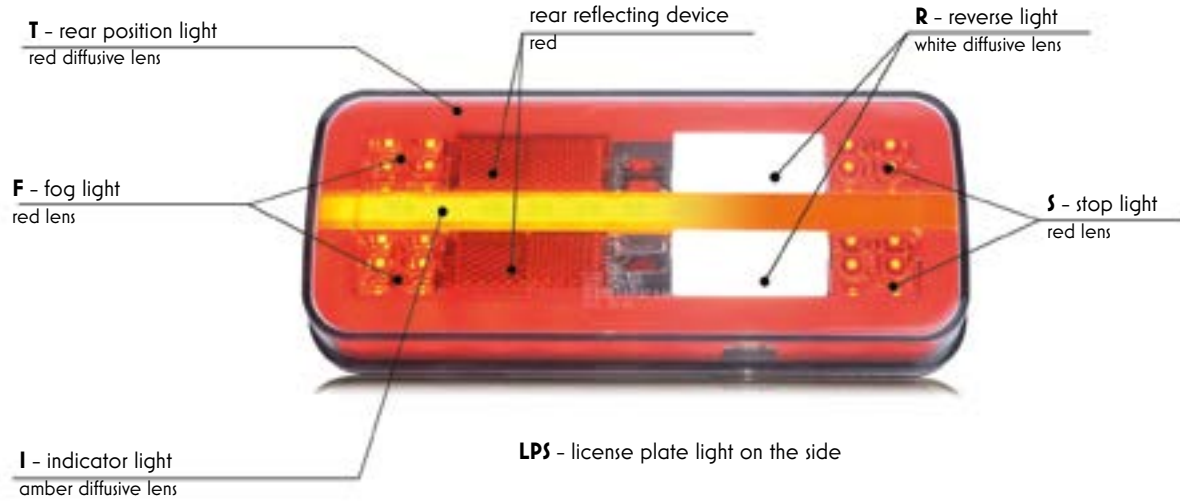
LED lamp

NEON EFFECT



available in ADR version

200,5/85,3/61,1mm

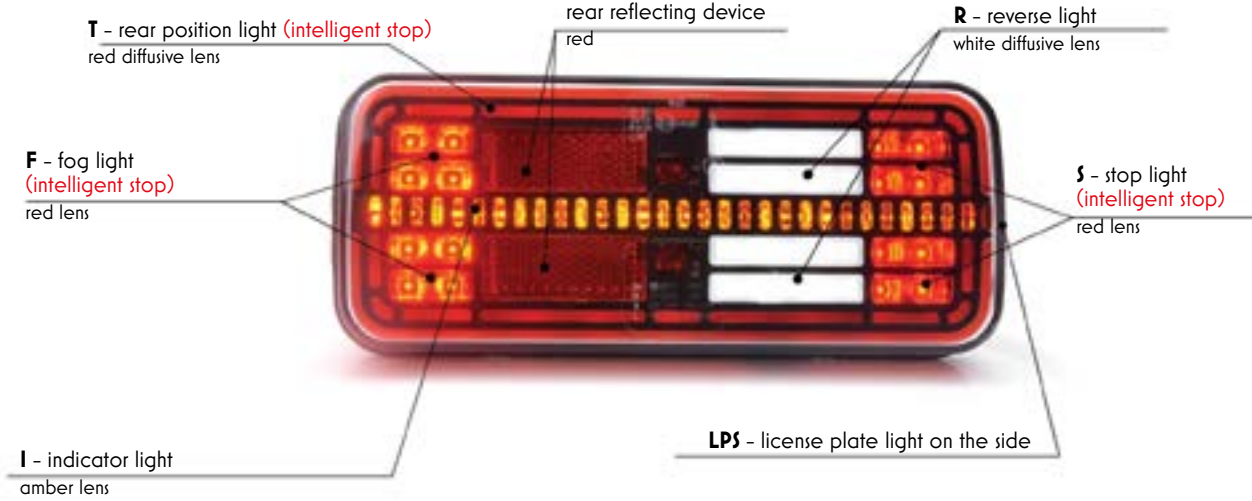


12V-24V IP6K9K

W194DD

LED lamp

200,5/85,3/61,1mm



functions	license plate light	assembly side	W187			W187DD		
			cable	load 12V	load 24V	cable	load 12V	load 24V
5 T/S/I/F/R	LPS	universal	1310 L/P	1310 L/P O12	1310 L/P O24	1322 DD L/P	1322 DD L/P O12	1322 DD L/P O24
	without		1312 L/P	1312 L/P O12	1312 L/P O24	1324 DD L/P	1324 DD L/P O12	1324 DD L/P O24
4 T/S/I/F	LPS		1313 L/P	1313 L/P O12	1313 L/P O24	1325 DD L/P	1325 DD L/P O12	1325 DD L/P O24
	without		1315 L/P	1315 L/P O12	1315 L/P O24	1327 DD L/P	1327 DD L/P O12	1327 DD L/P O24
4 T/S/I/R	LPS		1316 L/P	1316 L/P O12	1316 L/P O24	1328 DD L/P	1328 DD L/P O12	1328 DD L/P O24
	without		1318 L/P	1318 L/P O12	1318 L/P O24	1330 DD L/P	1330 DD L/P O12	1330 DD L/P O24
3 T/S/I	LPS		1319 L/P	1319 L/P O12	1319 L/P O24	1331 DD L/P	1331 DD L/P O12	1331 DD L/P O24
	without		1321 L/P	1321 L/P O12	1321 L/P O24	1333 DD L/P	1333 DD L/P O12	1333 DD L/P O24



open cable

5 lights: 200cm
4 lights: 200cm
3 lights: 200cm

functions	license plate light	assembly side	W194			W194DD		
			cable	load 12V	load 24V	cable	load 12V	load 24V
5 T/S/I/F/R	LPS	universal	1358 L/P	1358 L/P O12	1358 L/P O24	1370 DD L/P	1370 DD L/P O12	1370 DD L/P O24
	without		1360 L/P	1360 L/P O12	1360 L/P O24	1371 DD L/P	1371 DD L/P O12	1371 DD L/P O24
4 T/S/I/F	LPS		1361 L/P	1361 L/P O12	1361 L/P O24	1373 DD L/P	1373 DD L/P O12	1373 DD L/P O24
	without		1362 L/P	1362 L/P O12	1362 L/P O24	1374 DD L/P	1374 DD L/P O12	1374 DD L/P O24
4 T/S/I/R	LPS		1364 L/P	1364 L/P O12	1364 L/P O24	1376 DD L/P	1376 DD L/P O12	1376 DD L/P O24
	without		1365 L/P	1365 L/P O12	1365 L/P O24	1377 DD L/P	1377 DD L/P O12	1377 DD L/P O24
3 T/S/I	LPS		1367 L/P	1367 L/P O12	1367 L/P O24	1379 DD L/P	1379 DD L/P O12	1379 DD L/P O24
	without		1368 L/P	1368 L/P O12	1368 L/P O24	1380 DD L/P	1380 DD L/P O12	1380 DD L/P O24



load



Cable in lamp for connecting extra load with 2 pin Superseal connector Extra load 12V or 24V with Superseal plug



W21

Bulb lamps

12V|24V IP56



functions	T/S/I/F	T/S/I/R	T/S/I
	+ LPS + reflecting device		
left	114	114A	114B
right	115	115A	115B



more at: www.was.eu



more at: www.was.eu

rear lamps

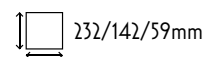
Multifunction rear lamps



W70D

LED lamps

12V-24V IP66/68



LED lamp


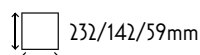


functions	T/S/I/F/R	T/S/I/F	T/S/I/R	T/S/I
	+ reflecting device	+ LPS + reflecting device		
left	391	393	x	394
right	392	396	395	397

W70

Bulb lamps

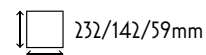
12V|24V IP56




functions	T/S/I/F/R	T/S/I/F	T/S/I/R	T/S/I
	+ reflecting device	+ LPS + reflecting device		
left	387C	387	387A	387B
right	388C	388A	388	388B

12V|24V IP56

bulb-LED lamps



W70DZ



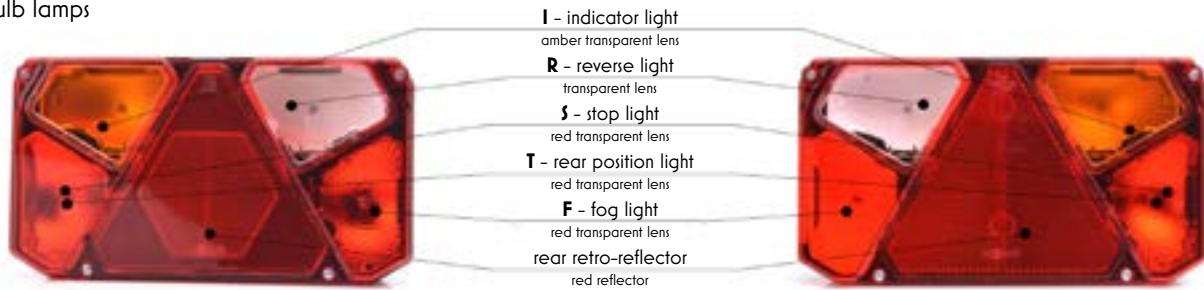

functions	license plate light	bulb - I/F/R i LED - T/S		bulb - I i LED - T/S/F/R	
		+ reflecting device			
		left	right	left	right
T/S/I/F/R	without	398	399	800	801
T/S/I/F	LPS	400	404	802	805
T/S/I/R	LPS	401	403	803	804
T/S/I	LPS	402	405	x	x



W124, W125

Bulb lamps

12V|24V IP56



- I** - indicator light
amber transparent lens
- R** - reverse light
transparent lens
- S** - stop light
red transparent lens
- T** - rear position light
red transparent lens
- F** - fog light
red transparent lens
- rear retro-reflector
red reflector

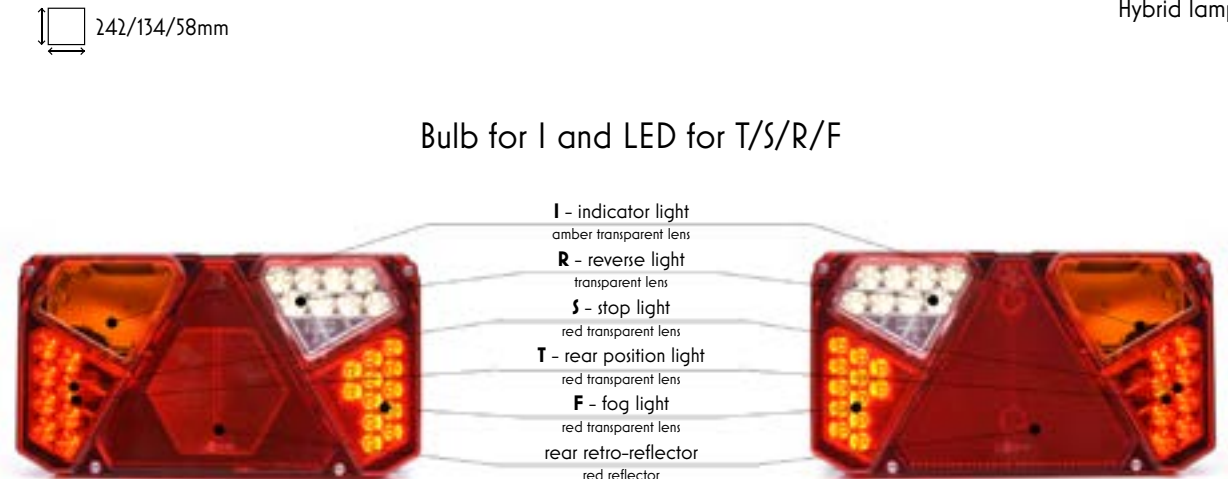
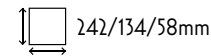
LPS - license plate light on the side

functions	license plate light	W124 with hexagonal reflector				W125 with triangular reflector			
		left		right		left		right	
		lamp	lens	lamp	lens	lamp	lens	lamp	lens
4 T/S/I/F	LPS	911	913	912A	914A	907	909	908A	910A
4 T/S/I/R	LPS	911A	913A	912	914	907A	909A	908	910
3 T/S/I	LPS	911B	913B	912B	914B	907B	909B	908B	910B
5 T/S/I/F/R	without	911C	913C	912C	914C	907C	909C	908C	910C

W124dz, W125dz

Hybrid lamps

12V|24V IP56/68



Bulb for I and LED for T/S/R/F

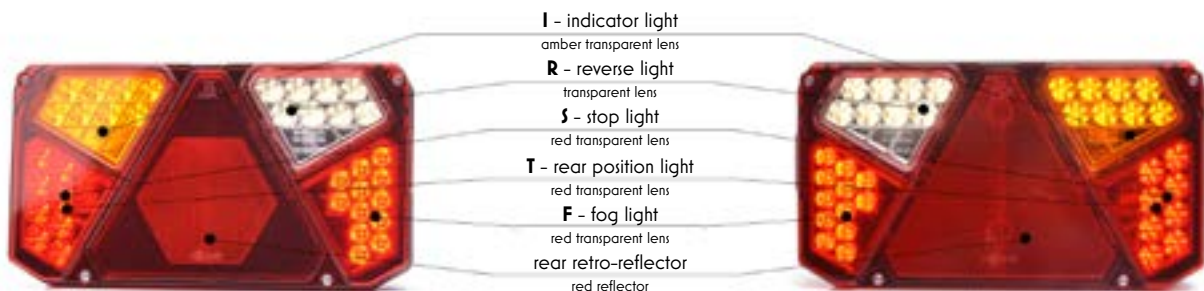

- I** - indicator light
amber transparent lens
- R** - reverse light
transparent lens
- S** - stop light
red transparent lens
- T** - rear position light
red transparent lens
- F** - fog light
red transparent lens
- rear retro-reflector
red reflector

LPS - license plate light on the side

W124d, W125d

Lampy LEDowe

12V-24V IP56/68

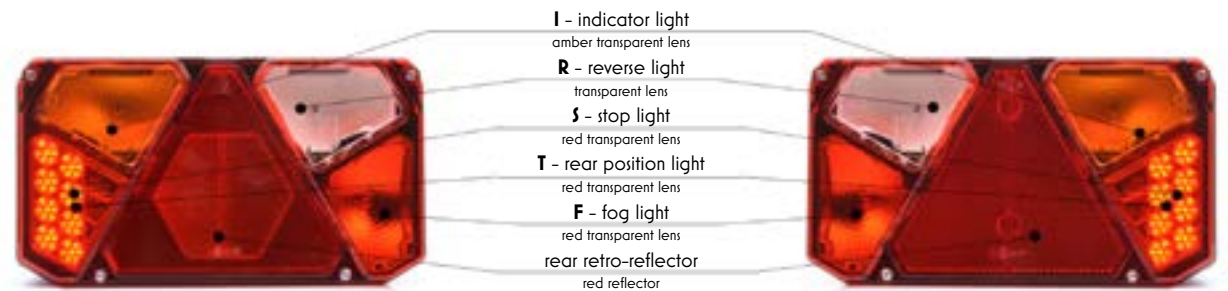


- I** - indicator light
amber transparent lens
- R** - reverse light
transparent lens
- S** - stop light
red transparent lens
- T** - rear position light
red transparent lens
- F** - fog light
red transparent lens
- rear retro-reflector
red reflector

LPS - license plate light on the side

functions	license plate light	protection	W124d with hexagonal reflector		W125d with triangular reflector	
			left	right	left	right
5 T/S/I/F/R	without	Standard	939	940	915	916
		IP68	939/IP68	940/IP68	915/IP68	916/IP68
4 T/S/I/F	LPS	Standard	941	945	917	921
		IP68	941/IP68	945/IP68	917/IP68	921/IP68
4 T/S/I/R	LPS	Standard	942	944	918	920
		IP68	942/IP68	944/IP68	918/IP68	920/IP68
3 T/S/I	LPS	Standard	943	946	919	922
		IP68	943/IP68	946/IP68	919/IP68	922/IP68

Bulb for R/F/I and LED for T/S



- I** - indicator light
amber transparent lens
- R** - reverse light
transparent lens
- S** - stop light
red transparent lens
- T** - rear position light
red transparent lens
- F** - fog light
red transparent lens
- rear retro-reflector
red reflector

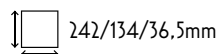
LPS - license plate light on the side

functions	license plate light	W124dz with hexagonal reflector				W125dz with triangular reflector			
		bulb - R/F/I and LED - T/S		bulb - I and LED - T/S/R/F		bulb - R/F/I and LED - T/S		bulb - I and LED - T/S/R/F	
		left	right	left	right	left	right	left	right
5 T/S/I/F/R	without	947	948	967	968	923	924	959	960
4 T/S/I/F	LPS	949	953	969	972	925	929	961	964
4 T/S/I/R	LPS	950	952	970	971	926	928	962	963
3 T/S/I	LPS	951	954	x	x	927	930	x	x

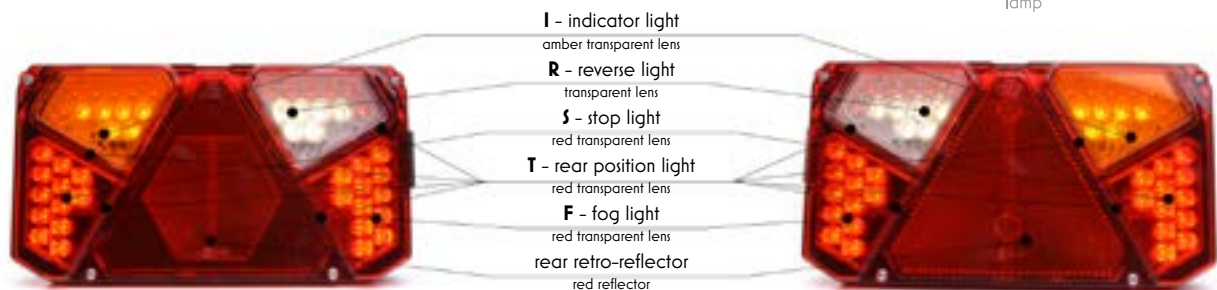
W124de, W125de

Full LED lamps - outline position light

12V-24V IP56/68



LED lamp



LPS - license plate light on the side

functions	license plate light	protection	W124de with hexagonal reflector				W125de with triangular reflector			
			left		right		left		right	
			lamp	lens	lamp	lens	lamp	lens	lamp	lens
5 T/S/I/F/R	without	Standard	1003		1004		995		996	
		IP68	1003/IP68	1003KL	1004/IP68	1004KL	995/IP68	995KL	996/IP68	996KL
4 T/S/I/F	LPS	Standard	1005		1009		997		1001	
		IP68	1005/IP68	1005KL	1009/IP68	1009KL	997/IP68	997KL	1001/IP68	1001KL
4 T/S/I/R	LPS	Standard	1006		1008		998		1000	
		IP68	1006/IP68	1006KL	1008/IP68	1008KL	998/IP68	998KL	1000/IP68	1000KL
3 T/S/I	LPS	Standard	1007		1010		999		1002	
		IP68	1007/IP68	1007KL	1010/IP68	1010KL	999/IP68	999KL	1002/IP68	1002KL



without license plate light on the side

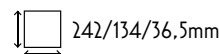


with license plate light on the side

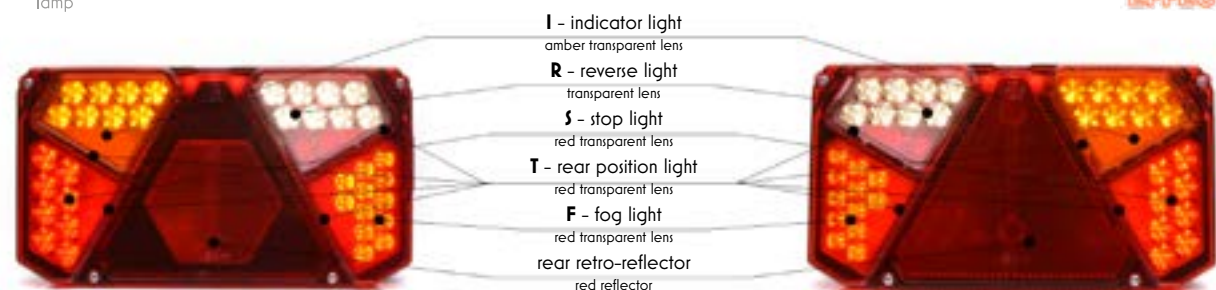
W124dn, W125dn

Full LED lamps - neon position light

12V-24V IP56/68



LED lamp



LPS - license plate light on the side

functions	license plate light	protection	W124dn with hexagonal reflector				W125dn with triangular reflector			
			left		right		left		right	
			lamp	lens	lamp	lens	lamp	lens	lamp	lens
5 T/S/I/F/R	without	Standard	1019		1020		1011		1012	
		IP68	1019/IP68	1019KL	1020/IP68	1020KL	1011/IP68	1011KL	1012/IP68	1012KL
4 T/S/I/F	LPS	Standard	1021		1025		1013		1017	
		IP68	1021/IP68	1021KL	1025/IP68	1025KL	1013/IP68	1013KL	1017/IP68	1017KL
4 T/S/I/R	LPS	Standard	1022		1024		1014		1016	
		IP68	1022/IP68	1022KL	1024/IP68	1024KL	1014/IP68	1014KL	1016/IP68	1016KL
3 T/S/I	LPS	Standard	1023		1026		1015		1018	
		IP68	1023/IP68	1023KL	1026/IP68	1026KL	1015/IP68	1015KL	1018/IP68	1018KL



without license plate light on the side



with license plate light on the side

WO9

12V|24V IP56

387/137/81mm

Bulb lamps




functions	left		right	
	+ reflecting device			
	+ LPD			
T/S/I/F/R	53		54	

W26

12V|24V IP56/68

232/142/59mm

Bulb lamps



functions	T/S/I/F/R + marker light				lens
	+ side position light		+ Schlemmer connection		
	+ side position light		+ side position light		
left + LPD	153	155	157	159	161
right	154	156	158	160	

WO9d

12V|24V IP56

387/137/81mm

Bulb-LED lamps




functions	12V		24V	
	left	right	left	right
T/S/I/F/R	110	111	106	107

W26dz

12V|24V IP56

232/142/59mm

Bulb-LED lamps



functions	T/S/I/F/R + marker light				lens
	+ side position light		+ Schlemmer connection		
	+ side position light		+ side position light		
left + LPD	656	658	660SZ	662SZ	664
right	657	659	661SZ	663SZ	



W39, W39+W48, W39+W49

12V|24V IP66/68

LED lamp

480/146,5/75mm



functions	voltage	options	left		right	
				+ load		+ load
T/S/I/F/R	12V		204	2040	206	2060
	24V		205	2050	207	2070
T/S/I/F/R + side position light W48	12V		345	3450	347	3470
		Schlemmer	345SZ	345OSZ	347SZ	347OSZ
	24V		346	3460	348	3480
		Schlemmer	346SZ	346OSZ	348SZ	348OSZ
T/S/I/F/R + side position light W49	12V		349	3490	351	3510
		Schlemmer	349SZ	349OSZ	351SZ	351OSZ
	24V		350	3500	352	3520
		Schlemmer	350SZ	350OSZ	352SZ	352OSZ

W39dz, +W48, +W49

Bulb-LED lamps

12V|24V IP56

480/146,5/75mm



functions	options	left		right	
		12V	24V	12V	24V
T/S/I/F/R		250	252	251	253
T/S/I/F/R + side position light W48		371	372	373	374
	Schlemmer	371ZSZ	372ZSZ	373ZSZ	374ZSZ
T/S/I/F/R + side position light W49		375	376	377	378
	Schlemmer	375ZSZ	376ZSZ	377ZSZ	378ZSZ

W40, W40+W48, W40+W49

12V|24V IP66/68

480/146,5/75mm

LED lamp



W39z, W39z+W48, W39z+W49

12V|24V IP56

Bulb lamps

480/146,5/75mm



functions	light source	options	left	right
T/S/I/F/R	bulb		248	249
T/S/I/F/R + side position light W48			361	362
T/S/I/F/R + side position light W48	bulb	Schlemmer	361ZSZ	362ZSZ
			363	364
T/S/I/F/R + side position light W49		Schlemmer	363ZSZ	364ZSZ


functions	voltage	options	left		right	
				+ load		+ load
T/S/I/F/R	12V		208	2080	210	2100
	24V		209	2090	211	2110
T/S/I/F/R + side position light W48	12V		353	3530	355	3550
		Schlemmer	353SZ	353OSZ	355SZ	355OSZ
	24V		354	3540	356	3560
		Schlemmer	354SZ	354OSZ	356SZ	356OSZ
T/S/I/F/R + side position light W49	12V		357	3570	359	3590
		Schlemmer	357SZ	357OSZ	359SZ	359OSZ
	24V		358	3580	360	3600
		Schlemmer	358SZ	358OSZ	360SZ	360OSZ



W40z, +W48, +W49

12V|24V IP56

Bulb lamps



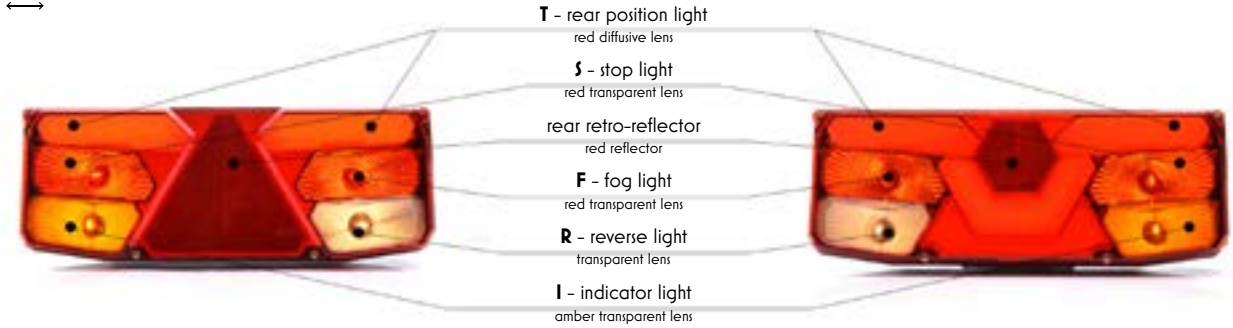

functions	light source	options	left + LPD		right
			12V	24V	12/24V
T/S/I/F/R	bulb		254	255	256
T/S/I/F/R + side position light W48			365	366	367
T/S/I/F/R + side position light W49	bulb LED	Schlemmer	365ZSZ	366ZSZ	367ZSZ
		Schlemmer	368ZSZ	369ZSZ	370ZSZ



12V|24V IP56/68

W137, W138

Lampy żarówkowo-LEDowe



LPD - license plate light on the bottom*


functions	W137 with triangular reflector		W138 with hexagonal reflector	
	left (+ LPD)*	right	left + LPD	right
	lens 1O29KL	lens 1O32KL	lens 1O53KL*	lens 1O56KL
S T/S/I/F/R	1O29	1O32	1O53	1O56
S T/S/I/F/R + position lamp W44	1O30	1O33	1O54	1O57
S T/S/I/F/R + position lamp W48	1O31	1O34	1O55	1O58

* LPD for lamps W137 left, right and W138 right upon request

W40dz, +W48, +W49

12V|24V IP56

LED lamp



functions	options	left + LPD		right	
		12V	24V	12V	24V
T/S/I/F/R		257	259	258	260
T/S/I/F/R + side position light W48		379	380	381	382
	Schlemmer	379ZSZ	380ZSZ	381ZSZ	382ZSZ
T/S/I/F/R + side position light W49		383	384	385	386
	Schlemmer	383ZSZ	384ZSZ	385ZSZ	386ZSZ

Technical Details

approval:	EMC R10, ECE R3, R4, R6, R7, R23, R38
lamp weight:	~1,15kg or ~1,6kg with W48 lamp
IP class:	IP 56 lub IP 68
light source:	LED and bulb

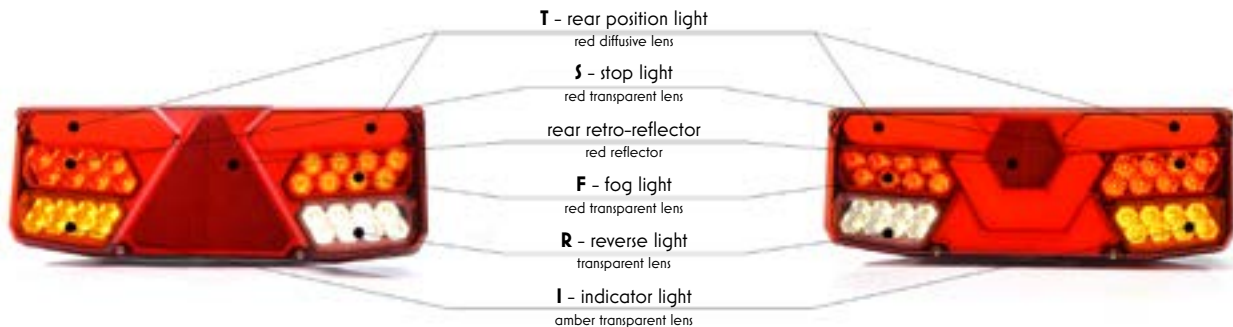

Power consumption	light source	12V	24V
rear position light:	LED	1,9W	3,9W
rear position light:	bulb	21W	21W
indicator:	bulb	21W	21W
reverse light:	bulb	21W	21W
fog light:	bulb	21W	21W



W137d, W138d

12V|24V IP56/68

Lampy LEDowe



LPD - license plate light on the bottom



available in ADR version but only lamps with IP68

functions	voltage and options	protection	W137d with triangular reflector		W138d with hexagonal reflector	
			left (+ LPD)*	right	left + LPD	right
			lens 1O35KL	lens 1O38KL	lens 1O59KL	lens 1O62KL
5 T/S/I/F/R	12V 24V	IP56	1O35	1O38	1O59	1O62
		IP68	1O35/IP68	1O38/IP68	1O59/IP68	1O62/IP68
	12V + load	IP56	1O35 O12	1O38 O12	1O59 O12	1O62 O12
		IP68	1O35 O12/IP68	1O38 O12/IP68	1O59 O12/IP68	1O62 O12/IP68
	24V + load	IP56	1O35 O24	1O38 O24	1O59 O24	1O62 O24
		IP68	1O35 O24/IP68	1O38 O24/IP68	1O59 O24/IP68	1O62 O24/IP68
5 T/S/I/F/R + position lamp W44	12V 24V	IP56	1O36	1O39	1O60	1O63
		IP68	1O36/IP68	1O39/IP68	1O60/IP68	1O63/IP68
	12V + load	IP56	1O36 O12	1O39 O12	1O60 O12	1O63 O12
		IP68	1O36 O12/IP68	1O39 O12/IP68	1O60 O12/IP68	1O63 O12/IP68
	24V + load	IP56	1O36 O24	1O39 O24	1O60 O24	1O63 O24
		IP68	1O36 O24/IP68	1O39 O24/IP68	1O60 O24/IP68	1O63 O24/IP68
5 T/S/I/F/R + position lamp W48	12V 24V	IP56	1O37	1O40	1O61	1O64
		IP68	1O37/IP68	1O40/IP68	1O61/IP68	1O64/IP68
	12V + load	IP56	1O37 O12	1O40 O12	1O61 O12	1O64 O12
		IP68	1O37 O12/IP68	1O40 O12/IP68	1O61 O12/IP68	1O64 O12/IP68
	24V + load	IP56	1O37 O24	1O40 O24	1O61 O24	1O64 O24
		IP68	1O37 O24/IP68	1O40 O24/IP68	1O61 O24/IP68	1O64 O24/IP68

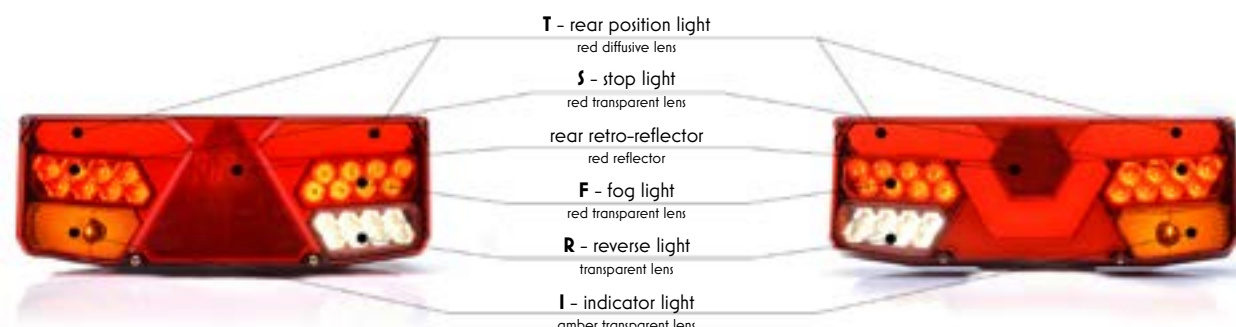

* LPD for lamps W137 left, right and W138 right upon request



12V|24V IP56/68

Lampy żarówkowo-LEDowe

W137dz, W138dz



LPD - license plate light on the bottom*

functions	W137dz with triangular reflector		W138dz with hexagonal reflector	
	left (+ LPD)*	right	left + LPD	right
	lens 1O41KL	lens 1O44KL	lens 1O65KL	lens 1O68KL*
5 T/S/I/F/R	1O41	1O44	1O65	1O68
5 T/S/I/F/R + position lamp W44	1O42	1O45	1O66	1O69
5 T/S/I/F/R + position lamp W48	1O43	1O46	1O67	1O70

* LPD for lamps W137 left, right and W138 right upon request



W44 this additional side position light



W48 this front-rear clearance light and side position light



W170DD

12V|24V IP56/68

350-584/131/81mm



available in ADR version but only lamps with IP68



W171DD

12V|24V IP56/68

350-584/131/81mm



available in ADR version but only lamps with IP68



LPD - license plate light on the bottom

functions	voltage and options	protection	W170		W170DD	
			left lens 1178KL	right lens 1181KL	left lens 1184KL	right lens 1187KL
S T/S/I/F/R	12V 24V	Standard	1178	1181	1184 DD	1187 DD
		IP68	1178/IP68	1181/IP68	1184 DD/IP68	1187 DD/IP68
	12V + load	Standard	1178 O12	1181 O12	1184 DD O12	1187 DD O12
		IP68	1178 O12/IP68	1181 O12/IP68	1184 DD O12/IP68	1187 DD O12/IP68
	24V + load	Standard	1178 O24	1181 O24	1184 DD O24	1187 DD O24
		IP68	1178 O24/IP68	1181 O24/IP68	1184 DD O24/IP68	1187 DD O24/IP68
S T/S/I/F/R + position lamp W44	12V 24V	Standard	1179	1182	1185 DD	1188 DD
		IP68	1179/IP68	1182/IP68	1185 DD/IP68	1188 DD/IP68
	12V + load	Standard	1179 O12	1182 O12	1185 DD O12	1188 DD O12
		IP68	1179 O12/IP68	1182 O12/IP68	1185 DD O12/IP68	1188 DD O12/IP68
	24V + load	Standard	1179 O24	1182 O24	1185 DD O24	1188 DD O24
		IP68	1179 O24/IP68	1182 O24/IP68	1185 DD O24/IP68	1188 DD O24/IP68
S T/S/I/F/R + position lamp W48	12V 24V	Standard	1180	1183	1186 DD	1189 DD
		IP68	1180/IP68	1183/IP68	1186 DD/IP68	1189 DD/IP68
	12V + load	Standard	1180 O12	1183 O12	1186 DD O12	1189 DD O12
		IP68	1180 O12/IP68	1183 O12/IP68	1186 DD O12/IP68	1189 DD O12/IP68
	24V + load	Standard	1180 O24	1183 O24	1186 DD O24	1189 DD O24
		IP68	1180 O24/IP68	1183 O24/IP68	1186 DD O24/IP68	1189 DD O24/IP68

functions	voltage and options	protection	W171		W171DD	
			left + LPD lens 1190KL	right lens 1193KL	left + LPD lens 1196KL	right lens 1199KL
S T/S/I/F/R	12V 24V	Standard	1190	1193	1196 DD	1199 DD
		IP68	1190/IP68	1193/IP68	1196 DD/IP68	1199 DD/IP68
	12V + load	Standard	1190 O12	1193 O12	1196 DD O12	1199 DD O12
		IP68	1190 O12/IP68	1193 O12/IP68	1196 DD O12/IP68	1199 DD O12/IP68
	24V + load	Standard	1190 O24	1193 O24	1196 DD O24	1199 DD O24
		IP68	1190 O24/IP68	1193 O24/IP68	1196 DD O24/IP68	1199 DD O24/IP68
S T/S/I/F/R + position lamp W44	12V 24V	Standard	1191	1194	1197 DD	1200 DD
		IP68	1191/IP68	1194/IP68	1197 DD/IP68	1200 DD/IP68
	12V + load	Standard	1191 O12	1194 O12	1197 DD O12	1200 DD O12
		IP68	1191 O12/IP68	1194 O12/IP68	1197 DD O12/IP68	1200 DD O12/IP68
	24V + load	Standard	1191 O24	1194 O24	1197 DD O24	1200 DD O24
		IP68	1191 O24/IP68	1194 O24/IP68	1197 DD O24/IP68	1200 DD O24/IP68
S T/S/I/F/R + position lamp W48	12V 24V	Standard	1192	1195	1198 DD	1201 DD
		IP68	1192/IP68	1195/IP68	1198 DD/IP68	1201 DD/IP68
	12V + load	Standard	1192 O12	1195 O12	1198 DD O12	1201 DD O12
		IP68	1192 O12/IP68	1195 O12/IP68	1198 DD O12/IP68	1201 DD O12/IP68
	24V + load	Standard	1192 O24	1195 O24	1198 DD O24	1201 DD O24
		IP68	1192 O24/IP68	1195 O24/IP68	1198 DD O24/IP68	1201 DD O24/IP68



W68

12V|24V IP56/68

163/144/60,3mm



functions	T/S/I/F		T/S/I/R		T/S/I	
	+ LPS		+ LPS		+ LPS	
left	319	320	321	322	323	324
right	327	328	325	326	329	330

12V|24V IP66/68

LED lamp

W69+W48



variant A class IIIA



414/145,5/51,8mm

variant B class IA

functions	reflecting device variant A						reflecting device variant B					
	left			right			left			right		
		+ load			+ load			+ load			+ load	
	12V-24V	12V	24V	12V-24V	12V	24V	12V-24V	12V	24V	12V-24V	12V	24V
T/S/I/F/R	337/I	3380/I	3390/I	340/I	3410/I	3420/I	833/I	8340/I	8350/I	836/I	8370/I	8380/I
	337/II	3380/II	3390/II	340/II	3410/II	3420/II	833/II	8340/II	8350/II	836/II	8370/II	8380/II
T/S/I	337/III	3380/III	3390/III	340/III	3410/III	3420/III	833/III	8340/III	8350/III	836/III	8370/III	8380/III

W69

12V|24V IP66/68

LED lamp

414/145,5/51,8mm



/I 5 functions
indicator crosses position light

/II 5 functions
single bar indicator

/III 3 functions

variant B class IA



variant A class IIIA


functions	reflecting device variant A						reflecting device variant B					
	left			right			left			right		
		+ load			+ load			+ load			+ load	
	12V-24V	12V	24V	12V-24V	12V	24V	12V-24V	12V	24V	12V-24V	12V	24V
T/S/I/F/R	331/I	3320/I	3330/I	334/I	3350/I	3360/I	827/I	8280/I	8290/I	830/I	8310/I	8320/I
	331/II	3320/II	3330/II	334/II	3350/II	3360/II	827/II	8280/II	8290/II	830/II	8310/II	8320/II
T/S/I	331/III	3320/III	3330/III	334/III	3350/III	3360/III	827/III	8280/III	8290/III	830/III	8310/III	8320/III

12V|24V IP66/68

LED lamp

414/145,5/51,8mm

W69+W44



variant B class IA



variant A class IIIA

functions	reflecting device variant A						reflecting device variant B					
	left			right			left			right		
		+ load			+ load			+ load			+ load	
	12V-24V	12V	24V	12V-24V	12V	24V	12V-24V	12V	24V	12V-24V	12V	24V
T/S/I/F/R	337/I	3380/I	3390/I	340/I	3410/I	3420/I	833/I	8340/I	8350/I	836/I	8370/I	8380/I
	337/II	3380/II	3390/II	340/II	3410/II	3420/II	833/II	8340/II	8350/II	836/II	8370/II	8380/II
T/S/I	337/III	3380/III	3390/III	340/III	3410/III	3420/III	833/III	8340/III	8350/III	836/III	8370/III	8380/III

W145RR, W146RR


12V-24V IP66/68

108/102/56-63mm

LED lamp



available in ADR version



connection	license plate light	W145 T/S/I			W145RR T/S/I + reflecting device			W146 T/R/F	W146RR T/R/F + reflecting device
		12V-24V	12V + load	12V + load	12V-24V	12V + load	12V + load	12V-24V	12V-24V
open cable	LPD	1088	1088 O12	1088 O24	1603	1603 O12	1603 O24	1090	1605
	without	1089	1089 O12	1088 O24	1604	1604 O12	1604 O24	1091	1606
BAYONET 5pin WAS	LPD	1088/I	1088/I O12	1088/I O24	1603/I	1603/I O12	1603/I O24	1090/I	1605/I
	without	1089/I	1089/I O12	1089/I O24	1604/I	1604/I O12	1604/I O24	1091/I	1606/I

W169RR

12V-24V IP66/68

LED lamp

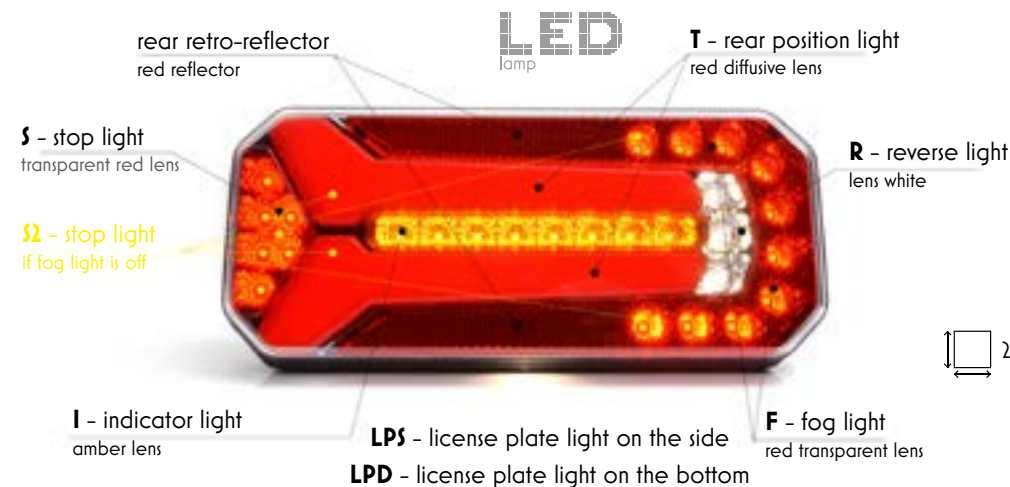


connection	front	
	W169 - T/I	W169RR - T/I + reflecting device
open cable	1177	1607
BAYONET 5pin WAS	1177/I	1607/I

12V-24V IP66/68

W150

static indicator



dostępne w wersji ADR

236/104/61,5-70,5mm

functions	license plate light	assembly side	cable	load		WAS5	WAS7
				12V	24V		
5 T/S/I/F/R	LPS	universal	1102 L/P	1102 L/P O12*	1102 L/P O24*	x	1102 L/P WAS7*
	LPD	left	1105 L	1105 L O12*	1105 L O24*	x	1105 L WAS7*
		right	1108 P	1108 P O12*	1108 P O24*	x	1108 P WAS7*
	without	universal	1111 L/P	1111 L/P O12*	1111 L/P O24*	x	1111 L/P WAS7*
4 T/S/I/R	LPS	universal	1103 L/P*	1103 L/P O12*	1103 L/P O24*	1103 L/P WAS5*	1103 L/P WAS7*
	LPD	left	1106 L*	1106 L O12*	1106 L O24*	1106 L WAS5*	1106 L WAS7*
		right	1109 P*	1109 P O12*	1109 P O24*	1109 P WAS5*	1109 P WAS7*
	without	universal	1112 L/P	1112 L/P O12*	1112 L/P O24*	1112 L/P WAS5*	1112 L/P WAS7*
4 T/S/I/F	LPS	universal	1144 L/P*	1144 L/P O12*	1144 L/P O24*	1144 L/P WAS5*	1144 L/P WAS7*
	LPD	left	1145 L*	1145 L O12*	1145 L O24*	1145 L WAS5*	1145 L WAS7*
		right	1146 P*	1146 P O12*	1146 P O24*	1146 P WAS5*	1146 P WAS7*
	without	universal	1147 L/P	1147 L/P O12*	1147 L/P O24*	1147 L/P WAS5*	1147 L/P WAS7*
3 T/S/I	LPS	universal	1104 L/P*	1104 L/P O12*	1104 L/P O24*	1104 L/P WAS5*	1104 L/P WAS7*
	LPD	left	1107 L*	1107 L O12*	1107 L O24*	1107 L WAS5*	1107 L WAS7*
		right	1110 P*	1110 P O12*	1110 P O24*	1110 P WAS5*	1110 P WAS7*
without	universal	1113 L/P	1113 L/P O12*	1113 L/P O24*	1113 L/P WAS5*	1113 L/P WAS7*	
W150/Ω - SMART STOP version							
5 T/S/I/F/R	LPS	universal	1507 L/P	1507L/P O12	1507L/P O24	x	1507L/P WAS7
	LPD	left	1515 L	1515 L O12	1515 L O24	x	1515 L WAS7
		right	1515 P	1515 P O12	1515 P O24	x	1515 P WAS7
without	universal	1508 L/P	1508 L/P O12	1508 L/P O24	x	1508 L/P WAS7	
4 T/S/I/F	LPS	universal	1511 L/P	1511 L/P O12	1511 L/P O24	1511 L/P WAS5	1511 L/P WAS7
	LPD	left	1517 L	1517 L O12	1517 L O24	1517 L WAS5	1517 L WAS7
		right	1517 P	1517 P O12	1517 P O24	1517 P WAS5	1517 P WAS7
without	universal	1512 L/P	1512 L/P O12	1512 L/P O24	1512 L/P WAS5	1512 L/P WAS7	



W150DD

12V-24V IP66/68

dynamic indicator

rear retro-reflector
red reflector

LED
lamp

T - rear position light
red diffusive lens


R - reverse light
lens white



S - stop light
transparent red lens

dostępne w wersji ADR

Ω - stop light
if fog light is off



I - indicator light
amber lens

LPS - license plate light on the side

LPD - license plate light on the bottom
red transparent lens

236/104/61,5-70,5mm

functions	license plate light	assembly side	cable	W150DD		WAS5	WAS7
				load 12V	load 24V		
5 T/S/I/F/R	LPS	universal	1114 DD L/P	1114 DD L/P O12*	1114 DD L/P O24*	x	1114 DD L/P WAS7*
	LPD	left	1117 DD L	1117 DD L O12*	1117 DD L O24*	x	1117 DD L WAS7*
		right	1120 DD P*	1120 DD P O12*	1120 DD P O24*	x	1120 DD P WAS7*
without	universal	1123 DD L/P	1123 DD L/P O12*	1123 DD L/P O24*	x	1123 DD L/P WAS7	
4 T/S/I/R	LPS	universal	1115 DD L/P	1115 DD L/P O12*	1115 DD L/P O24*	1115 DD L/P WAS5*	1115 DD L/P WAS7*
	LPD	left	1118 DD L	1118 DD L O12*	1118 DD L O24*	1118 DD L WAS5*	1118 DD L WAS7*
		right	1121 DD P*	1121 DD P O12*	1121 DD P O24*	1121 DD P WAS5*	1121 DD P WAS7*
without	universal	1124 DD L/P	1124 DD L/P O12*	1124 DD L/P O24*	1124 DD L/P WAS5*	1124 DD L/P WAS7*	
4 T/S/I/F	LPS	universal	1148 DD L/P*	1148 DD L/P O12*	1148 DD L/P O24*	1148 DD L/P WAS5*	1148 DD L/P WAS7*
	LPD	left	1149 DD L*	1149 DD L O12*	1149 DD L O24*	1149 DD L WAS5*	1149 DD L WAS7*
		right	1150 DD P*	1150 DD P O12*	1150 DD P O24*	1150 DD P WAS5*	1150 DD P WAS7*
without	universal	1151 DD L/P	1151 DD L/P O12*	1151 DD L/P O24*	1151 DD L/P WAS5*	1151 DD L/P WAS7*	
3 T/S/I	LPS	universal	1116 DD L/P	1116 DD L/P O12*	1116 DD L/P O24*	1116 DD L/P WAS5*	1116 DD L/P WAS7*
	LPD	left	1119 DD L	1119 DD L O12*	1119 DD L O24*	1119 DD L WAS5*	1119 DD L WAS7*
		right	1122 DD P	1122 DD P O12*	1122 DD P O24*	1122 DD P WAS5*	1122 DD P WAS7*
without	universal	1125 DD L/P	1125 DD L/P O12*	1125 DD L/P O24*	1125 DD L/P WAS5*	1125 DD L/P WAS7*	
W150DD/Ω - SMART STOP version							
5 T/S/I/F/R	LPS	universal	1519 DD L/P	1519 DD L/P O12	1519 DD L/P O24	x	1519 DD L/P WAS7
	LPD	left	1527 DD L	1527 DD L O12	1527 DD L O24	x	1527 DD L WAS7
		right	1527 DD P	1527 DD P O12	1527 DD P O24	x	1527 DD P WAS7
without	universal	1520 DD L/P	1520 DD L/P O12	1520 DD L/P O24	x	1520 DD L/P WAS7	
4 T/S/I/F	LPS	universal	1523 DD L/P	1523 DD L/P O12	1523 DD L/P O24	1523 DD L/P WAS5	1523 DD L/P WAS7
	LPD	left	1529 DD L	1529 DD L O12	1529 DD L O24	1529 DD L WAS5	1529 DD L WAS7
		right	1529 DD P	1529 DD P O12	1529 DD P O24	1529 DD P WAS5	1529 DD P WAS7
without	universal	1524 DD L/P	1524 DD L/P O12	1524 DD L/P O24	1524 DD L/P WAS5	1524 DD L/P WAS7	



12V-24V IP6K9K

306/133/60,6mm

W184

static indicator


rear retro-reflector
red

LED
lamp

R - reverse light
white diffusive lens

S - stop light
transparent lens

available in ADR version



I - indicator light
amber diffusive lens

LPS - license plate light on the side

F - fog light
transparent red lens

T - rear position light
red diffusive lens

functions	voltage and options	assembly side	cable	W184		
				TYCO	Schlemmer	WAS7
5 T/S/I/F/R	12V/24	left	1266 L	1266 L TYCO	1266 L SCHL	1266 L WAS7
		right	1268 P	1268 P TYCO	1268 P SCHL	1268 P WAS7
	12V + load	left	1266 L O12	x	x	x
		right	1268 P O12	x	x	x
5 T/S/I/F/R + side position light	24V + load	left	1266 L O24	x	x	x
		right	1268 P O24	x	x	x
	12V/24	left	1267 L	1267 L TYCO	1267 L SCHL	1267 L WAS7
		right	1269 P	1269 P TYCO	1269 P SCHL	1269 P WAS7
5 T/S/I/F/R + LPS	12V + load	left	1267 L O12	x	x	x
		right	1269 P O12	x	x	x
	24V + load	left	1267 L O24	x	x	x
		right	1269 P O24	x	x	x
5 T/S/I/F/R + side position light + LPS	12V/24	left	1270 L	1270 L TYCO	1270 L SCHL	1270 L WAS7
		right	1272 P	1272 P TYCO	1272 P SCHL	1272 P WAS7
	12V + load	left	1270 L O12	x	x	x
		right	1272 P O12	x	x	x
5 T/S/I/F/R + side position light + LPS	24V + load	left	1270 L O24	x	x	x
		right	1272 P O24	x	x	x
	12V/24	left	1271 L	1271 L TYCO	1271 L SCHL	1271 L WAS7
		right	1273 P	1273 P TYCO	1273 P SCHL	1273 P WAS7
5 T/S/I/F/R + side position light + LPS	12V + load	left	1271 L O12	x	x	x
		right	1273 P O12	x	x	x
	24V + load	left	1271 L O24	x	x	x
		right	1273 P O24	x	x	x

W184 Ω

306/133/60,6mm

12V-24V IP6K9K

LED lamp

static indicator

rear retro-reflector red

R - reverse light white diffusive lens

S - stop light transparent lens

F - fog light transparent red lens

I - indicator light amber diffusive lens

LPS - license plate light on the side

T - rear position light red diffusive lens



12V-24V IP6K9K

306/133/60,6mm

LED lamp

W184DD

dynamic indicator

rear retro-reflector red

R - reverse light white diffusive lens

S - stop light transparent lens

F - fog light red transparent lens




available in ADR version

I - indicator light amber diffusive lens

LPS - license plate light on the side

T - rear position light red diffusive lens



functions	voltage and options	assembly side	W184 Ω			
			cable	TYCO	Schlemmer	WAS7
5 T/S/I/F/R	12V/24	left	1643 L	1643 L TYCO	1643 L SCHL	1643 L WAS7
		right	1643 P	1643 P TYCO	1643 P SCHL	1643 P WAS7
	12V + load	left	1643 L O12	x	x	x
		right	1643 P O12	x	x	x
	24V + load	left	1643 L O24	x	x	x
		right	1643 P O24	x	x	x
5 T/S/I/F/R + side position light	12V/24	left	1644 L	1644 L TYCO	1644 L SCHL	1644 L WAS7
		right	1644 P	1644 P TYCO	1644 P SCHL	1644 P WAS7
	12V + load	left	1644 L O12	x	x	x
		right	1644 P O12	x	x	x
	24V + load	left	1644 L O24	x	x	x
		right	1644 P O24	x	x	x
5 T/S/I/F/R + LPS	12V/24	left	1645 L	1645 L TYCO	1645 L SCHL	1645 L WAS7
		right	1645 P	1645 P TYCO	1645 P SCHL	1645 P WAS7
	12V + load	left	1645 L O12	x	x	x
		right	1645 P O12	x	x	x
	24V + load	left	1645 L O24	x	x	x
		right	1645 P O24	x	x	x
5 T/S/I/F/R + side position light + LPS	12V/24	left	1646 L	1646 L TYCO	1646 L SCHL	1646 L WAS7
		right	1646 P	1646 P TYCO	1646 P SCHL	1646 P WAS7
	12V + load	left	1646 L O12	x	x	x
		right	1646 P O12	x	x	x
	24V + load	left	1646 L O24	x	x	x
		right	1646 P O24	x	x	x

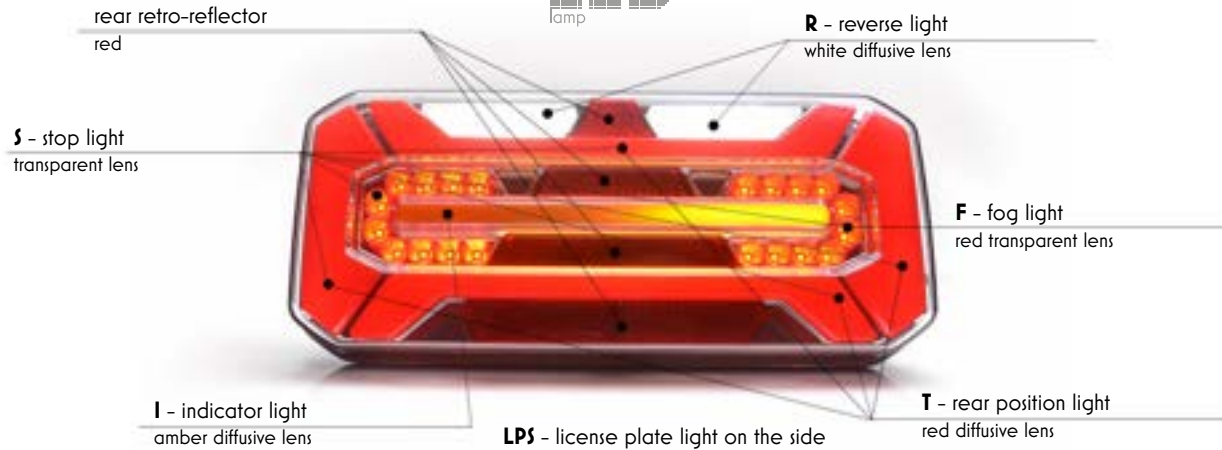
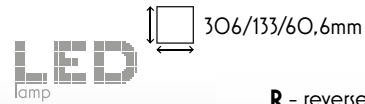
functions	voltage and options	assembly side	W184DD			
			cable	TYCO	Schlemmer	WAS7
5 T/S/I/F/R	12V/24	left	1278 DD L	1278 DD L TYCO	1278 DD L SCHL	1278 DD L WAS7
		right	1280 DD P	1280 DD P TYCO	1280 DD P SCHL	1280 DD P WAS7
	12V + load	left	1278 DD L O12	x	x	x
		right	1280 DD P O12	x	x	x
	24V + load	left	1278 DD L O24	x	x	x
		right	1280 DD P O24	x	x	x
5 T/S/I/F/R + side position light	12V/24	left	1279 DD L	1279 DD L TYCO	1279 DD L SCHL	1279 DD L WAS7
		right	1281 DD P	1281 DD P TYCO	1281 DD P SCHL	1281 DD P WAS7
	12V + load	left	1279 DD L O12	x	x	x
		right	1281 DD P O12	x	x	x
	24V + load	left	1279 DD L O24	x	x	x
		right	1281 DD P O24	x	x	x
5 T/S/I/F/R + LPS	12V/24	left	1282 DD L	1282 DD L TYCO	1282 DD L SCHL	1282 DD L WAS7
		right	1284 DD P	1284 DD P TYCO	1284 DD P SCHL	1284 DD P WAS7
	12V + load	left	1282 DD L O12	x	x	x
		right	1284 DD P O12	x	x	x
	24V + load	left	1282 DD L O24	x	x	x
		right	1284 DD P O24	x	x	x
5 T/S/I/F/R + side position light + LPS	12V/24	left	1283 DD L	1283 DD L TYCO	1283 DD L SCHL	1283 DD L WAS7
		right	1285 DD P	1285 DD P TYCO	1285 DD P SCHL	1285 DD P WAS7
	12V + load	left	1283 DD L O12	x	x	x
		right	1285 DD P O12	x	x	x
	24V + load	left	1283 DD L O24	x	x	x
		right	1285 DD P O24	x	x	x




W184DD Ω

dynamic indicator

12V-24V IP6K9K

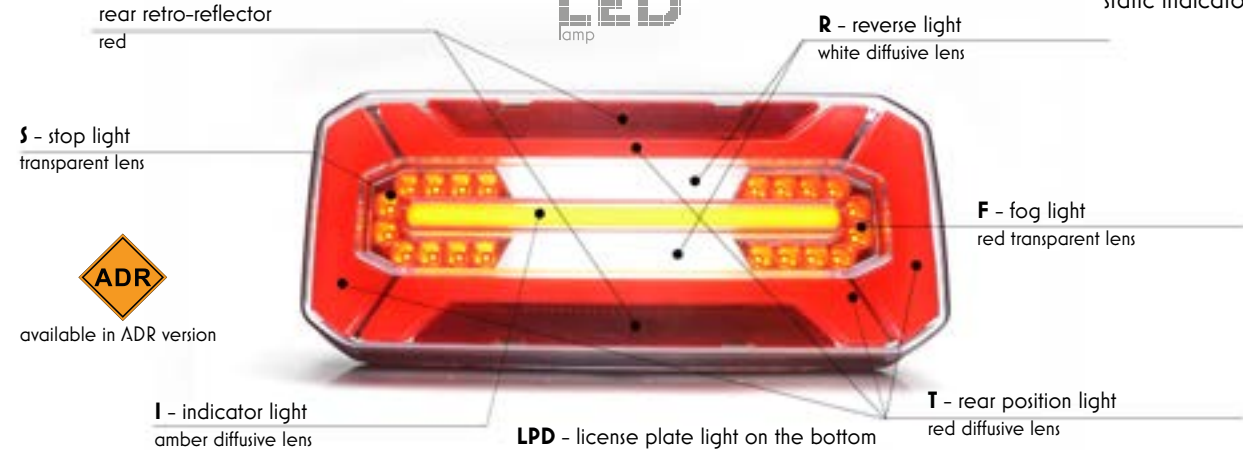


12V-24V IP6K9K



W185

static indicator



functions	voltage and options	assembly side	W184DD Ω			
			cable	TYCO	Schlemmer	WAS7
5 T/S/I/F/R	12V/24	left	1647 DD L	1647 DD L TYCO	1647 DD L SCHL	1647 DD L WAS7
		right	1647 DD P	1647 DD P TYCO	1647 DD P SCHL	1647 DD P WAS7
	12V + load	left	1647 DD L O12	x	x	x
		right	1647 DD P O12	x	x	x
	24V + load	left	1647 DD L O24	x	x	x
		right	1647 DD P O24	x	x	x
5 T/S/I/F/R + side position light	12V/24	left	1648 DD L	1648 DD L TYCO	1648 DD L SCHL	1648 DD L WAS7
		right	1648 DD P	1648 DD P TYCO	1648 DD P SCHL	1648 DD P WAS7
	12V + load	left	1648 DD L O12	x	x	x
		right	1648 DD P O12	x	x	x
	24V + load	left	1648 DD L O24	x	x	x
		right	1648 DD P O24	x	x	x
5 T/S/I/F/R + LPS	12V/24	left	1649 DD L	1649 DD L TYCO	1649 DD L SCHL	1649 DD L WAS7
		right	1649 DD P	1649 DD P TYCO	1649 DD P SCHL	1649 DD P WAS7
	12V + load	left	1649 DD L O12	x	x	x
		right	1649 DD P O12	x	x	x
	24V + load	left	1649 DD L O24	x	x	x
		right	1649 DD P O24	x	x	x
5 T/S/I/F/R + side position light + LPS	12V/24	left	1650 DD L	1650 DD L TYCO	1650 DD L SCHL	1650 DD L WAS7
		right	1650 DD P	1650 DD P TYCO	1650 DD P SCHL	1650 DD P WAS7
	12V + load	left	1650 DD L O12	x	x	x
		right	1650 DD P O12	x	x	x
	24V + load	left	1650 DD L O24	x	x	x
		right	1650 DD P O24	x	x	x

functions	voltage and options	assembly side	W185			
			cable	TYCO	Schlemmer	WAS7
5 T/S/I/F/R	12V/24	universal	1290 L/P	1290 L/P TYCO	1290 L/P SCHL	1290 L/P WAS7
	12V + load	universal	1290 L/P O12	x	x	x
	24V + load	universal	1290 L/P O24	x	x	x
5 T/S/I/F/R + side position light	12V/24	universal	1291 L/P	1291 L/P TYCO	1291 L/P SCHL	1291 L/P WAS7
	12V + load	universal	1291 L/P O12	x	x	x
	24V + load	universal	1291 L/P O24	x	x	x
5 T/S/I/F/R + LPD	12V/24	left	1294 L	1294 L TYCO	1294 L SCHL	1294 L WAS7
		right	1296 P	1296 P TYCO	1296 P SCHL	1296 P WAS7
	12V + load	left	1294 L O12	x	x	x
		right	1296 P O12	x	x	x
	24V + load	left	1294 L O24	x	x	x
		right	1296 P O24	x	x	x
5 T/S/I/F/R + side position light + LPD	12V/24	left	1295 L	1295 L TYCO	1295 L SCHL	1295 L WAS7
		right	1297 P	1297 P TYCO	1297 P SCHL	1297 P WAS7
	12V + load	left	1295 L O12	x	x	x
		right	1297 P O12	x	x	x
	24V + load	left	1295 L O24	x	x	x
		right	1297 P O24	x	x	x

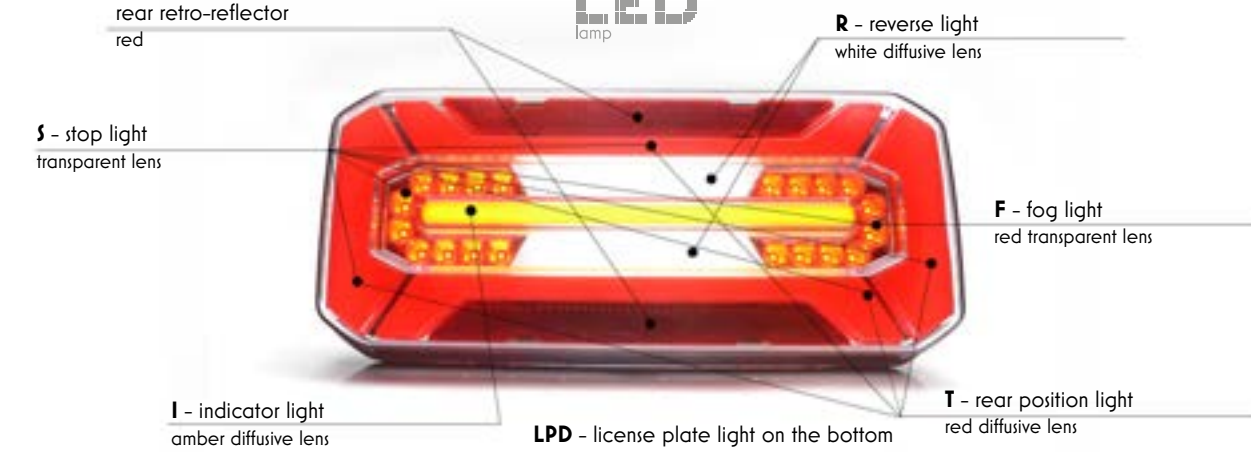


W185 Ω

306/133/60,6mm

12V-24V IP6K9K

static indicator

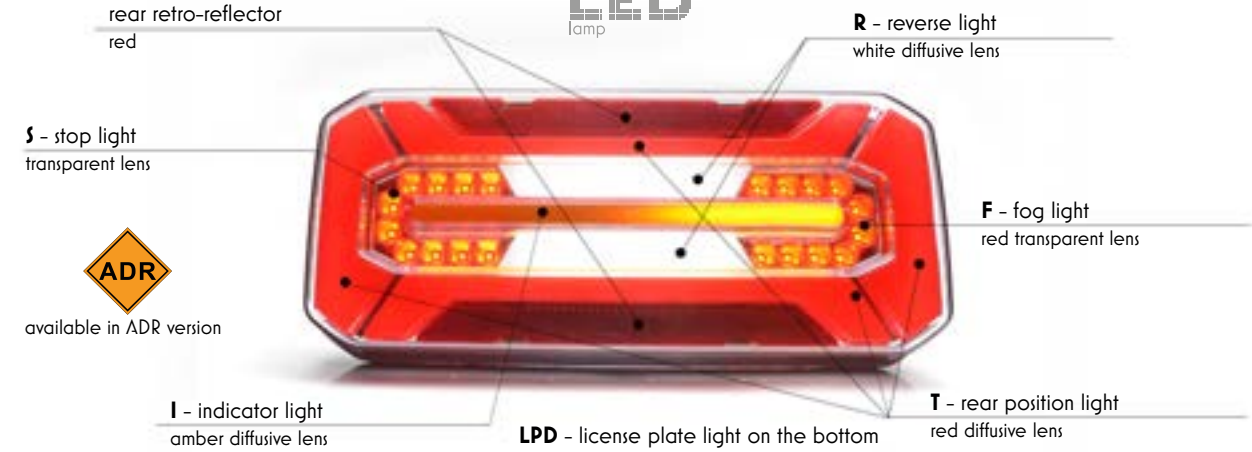


W185DD

306/133/60,6mm

12V-24V IP6K9K

dynamic indicator



functions	voltage and options	assembly side	W185 Ω			
			cable	TYCO	Schlemmer	WAS7
5 T/S/I/F/R	12V/24	universal	1651 L/P	1651 L/P TYCO	1651 L/P SCHL	1651 L/P WAS7
	12V + load	universal	1651 L/P O12	x	x	x
	24V + load	universal	1651 L/P O24	x	x	x
5 T/S/I/F/R + side position light	12V/24	universal	1652 L/P	1652 L/P TYCO	1652 L/P SCHL	1652 L/P WAS7
	12V + load	universal	1652 L/P O12	x	x	x
	24V + load	universal	1652 L/P O24	x	x	x
5 T/S/I/F/R + LPD	12V/24	left	1653 L	1653 L TYCO	1653 L SCHL	1653 L WAS7
		right	1653 P	1653 P TYCO	1653 P SCHL	1653 P WAS7
	12V + load	left	1653 L O12	x	x	x
		right	1653 P O12	x	x	x
	24V + load	left	1653 L O24	x	x	x
		right	1653 P O24	x	x	x
5 T/S/I/F/R + side position light + LPD	12V/24	left	1654 L	1654 L TYCO	1654 L SCHL	1654 L WAS7
		right	1654 P	1654 P TYCO	1654 P SCHL	1654 P WAS7
	12V + load	left	1654 L O12	x	x	x
		right	1654 P O12	x	x	x
	24V + load	left	1654 L O24	x	x	x
		right	1654 P O24	x	x	x

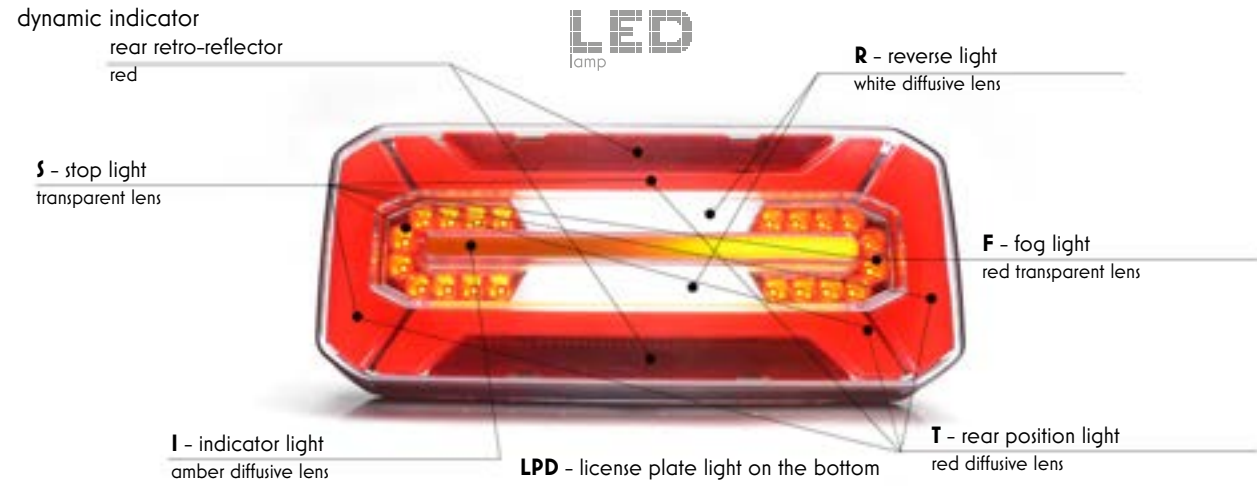
functions	voltage and options	assembly side	W185 DD			
			cable	TYCO	Schlemmer	WAS7
5 T/S/I/F/R	12V/24	universal	1298 DD L/P	1298 DD L/P TYCO	1298 DD L/P SCHL	1298 DD L/P WAS7
	12V + load	universal	1298 DD L/P O12	x	x	x
	24V + load	universal	1298 DD L/P O24	x	x	x
5 T/S/I/F/R + side position light	12V/24	universal	1299 DD L/P	1299 DD L/P TYCO	1299 DD L/P SCHL	1299 DD L/P WAS7
	12V + load	universal	1299 DD L/P O12	x	x	x
	24V + load	universal	1299 DD L/P O24	x	x	x
5 T/S/I/F/R + LPD	12V/24	left	1302 DD L	1302 DD L TYCO	1302 DD L SCHL	1302 DD L WAS7
		right	1304 DD P	1304 DD P TYCO	1304 DD P SCHL	1304 DD P WAS7
	12V + load	left	1302 DD L O12	x	x	x
		right	1304 DD P O12	x	x	x
	24V + load	left	1302 DD L O24	x	x	x
		right	1304 DD P O24	x	x	x
5 T/S/I/F/R + side position light + LPD	12V/24	left	1303 DD L	1303 DD L TYCO	1303 DD L SCHL	1303 DD L WAS7
		right	1305 DD P	1305 DD P TYCO	1305 DD P SCHL	1305 DD P WAS7
	12V + load	left	1303 DD L O12	x	x	x
		right	1305 DD P O12	x	x	x
	24V + load	left	1303 DD L O24	x	x	x
		right	1305 DD P O24	x	x	x



W185DD Ω

306/133/60,6mm

12V-24V IP6K9K



functions	voltage and options	assembly side	W185DD Ω			
			cable	TYCO	Schlemmer	WAS7
5 T/S/I/F/R	12V/24	universal	1655 DD L/P	1655 DD L/P TYCO	1655 DD L/P SCHL	1655 DD L/P WAS7
	12V + load	universal	1655 DD L O12	x	x	x
	24V + load	universal	1655 DD L O24	x	x	x
5 T/S/I/F/R + side position light	12V/24	universal	1656 DD L/P	1656 DD L/P TYCO	1656 DD L/P SCHL	1656 DD L/P WAS7
	12V + load	universal	1656 DD L/P O12	x	x	x
	24V + load	universal	1656 DD L/P O24	x	x	x
5 T/S/I/F/R + LPD	12V/24	left	1657 DD L	1657 DD L TYCO	1657 DD L SCHL	1657 DD L WAS7
		right	1657 DD P	1657 DD P TYCO	1657 DD P SCHL	1657 DD P WAS7
	12V + load	left	1657 DD L O12	x	x	x
		right	1657 DD P O12	x	x	x
	24V + load	left	1657 DD L O24	x	x	x
		right	1657 DD P O24	x	x	x
5 T/S/I/F/R + side position light + LPD	12V/24	left	1658 DD L	1658 DD L TYCO	1658 DD L SCHL	1658 DD L WAS7
		right	1658 DD P	1658 DD P TYCO	1658 DD P SCHL	1658 DD P WAS7
	12V + load	left	1658 DD L O12	x	x	x
		right	1658 DD P O12	x	x	x
	24V + load	left	1658 DD L O24	x	x	x
		right	1658 DD P O24	x	x	x



W204DD, W206DD

12V-24V IP6K9K

136,4/91/40mm



functions	W204	W204DD		W206		W206DD		
	T/I				T/I + DRL			
		+ SI		+ SI		+ SI		+ SI
12V-24V	1425 L/P	1426 L/P	1430 DD L/P	1431 DD L/P	1428 L/P	1429 L/P	1433 DD L/P	1434 DD L/P
12V + load	1425 L/P O12	1426 L/P O12	1430 DD L/P O12	1431 DD L/P O12	1428 L/P O12	1429 L/P O12	1433 DD L/P O12	1434 DD L/P O12
24V + load	1425 L/P O24	1426 L/P O24	1430 DD L/P O24	1431 DD L/P O24	1428 L/P O24	1429 L/P O24	1433 DD L/P O24	1434 DD L/P O24

12V-24V IP6K9K

W205DD

136,4/91/40mm

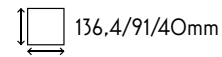
Multifunctional rear lamps



functions	W205	W205DD
	T/S/I	
12V-24V	1427 L/P	1432 DD L/P
12V + load	1427 L/P O12	1432 DD L/P O12
24V + load	1427 L/P O24	1432 DD L/P O24

W211, W214, W215

12V-24V IP6K9K



LED lamp

1458 (W211)
work lamp



1462 (W215)
reverse lamp





1461 (W214)
multifunctional rear lamp with lights: position, reverse, fog



W225

12V-24V IP6K9K

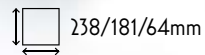


W168.9DD

12V-24V IP6K9K



LED lamp



version	W168.9		W168.9DD	
	Lamps with light: front-rear-side position, side indicator, stop, reverse, fog			
	left	right	left	right
LONG	1440 L	1440 P	1441 DD L	1441 DD P
SHORT	1442 L	1442 P	1443 DD L	1443 DD P

common symbols	ECE symbols	voltage	W225				
			25cm open cable				
			universal				
			screw				
1 functions							
I	2A	12V-24V	1481 2A	x	x	x	x
R	AR	12V-24V	x	1481 AR	x	x	x
F	F	12V-24V	x	x	1481 F	1481 KR F	x
2 functions							
R/F	AR F	12V-24V	1481 AR F	x	x	x	x
T/R	R AR	12V-24V	x	1481 R AR	x	x	x
T/F	R F	12V-24V	x	x	1481 R F	1481 KR R F	x
T/S	R S1	12V-24V	x	x	x	x	1481 R S1
3 functions							
T/R/F	R AR F	12V-24V	1481 R AR F	x	x	x	x
T/S/I	R S1 2A	12V-24V	x	1481 R S1 2A	x	x	x



W226

12V-24V IP6K9K

117-146/111/33mm



common symbols	ECE oznaczenie	voltage	W226				
			200 cm open cable				
			universal				
			bolt hole		integrated bolts		
2 functions	R/F	AR F	12V-24V				
				1483	1483 KR	1483/I	1483/I KR
3 functions	T/S/I	R S1 2A	12V-24V				
				1482	x	1482/I	x

W227

12V-24V IP6K9K

165-195/117/33mm




common symbols	voltage	remarks	W227							
			200 cm open cable							
			universal							
			bolt hole				integrated bolts			
4 functions T/S/I/F	R S1 2A F	12V-24V								
			tail light in one chamber	1491	1491 KR	x	x	1491/I	1491/I KR	x
tail light in two chambers 1 and 3	x	x	1493	1493 KR	x	x	1493/I	1493/I KR		
4 functions T/S/I/R	R S1 2A AR	12V-24V								
			tail light in one chamber	1490	x	x	x	1490/I	x	x
tail light in two chambers 1 and 3	x	x	1492	x	x	x	1492/I	x		
5 functions T/S/I/R/F	R S1 2A AR F	12V-24V								
			tail light in one chamber	1487	x	x	x	1487/I	x	x
tail light in two chambers 1 and 3	x	x	1488	x	x	x	1488/I	x		



W228

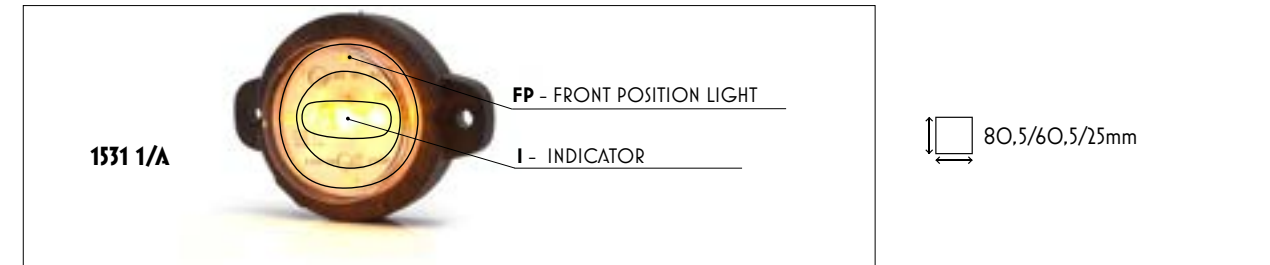
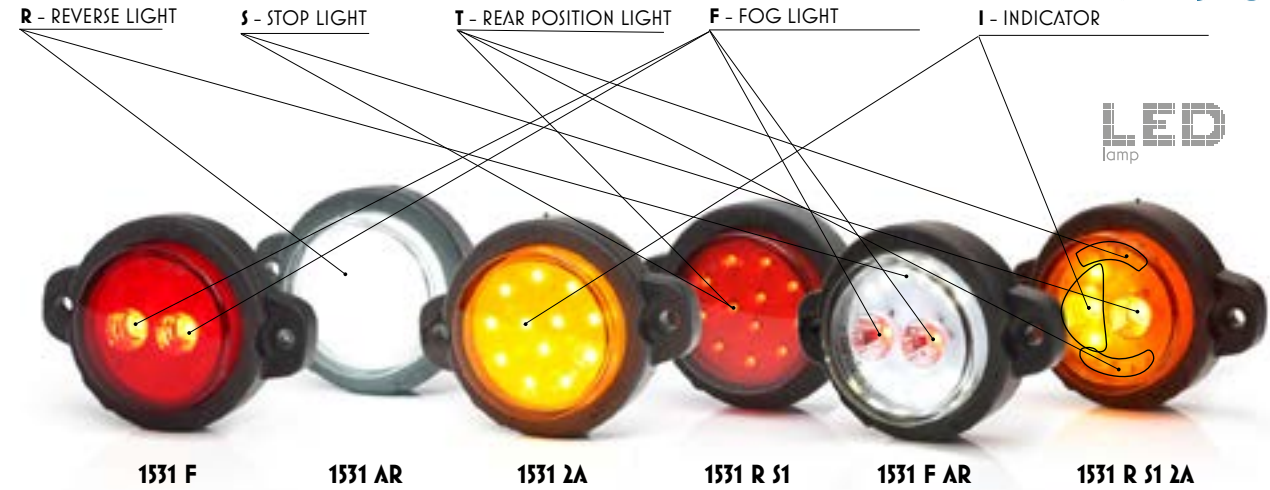
12V-24V IP6K9K



		W228							
		200 cm open end cable / 5 or 7 pin connectors available							
ECE symbols	voltage	left				right			
		bolt hole		integrated bolts		bolt hole		integrated bolts	
3 functions T/S/I									
R S1 2A	12V-24V	1494 L	x	1494/I L	x	1494 P	x	1494/I P	x
		1494 L WASS	x	1494/I L WASS	x	1494 P WASS	x	1494/I P WASS	x
4 functions T/S/I/F									
R S1 2A F	12V-24V	1497 L	1497 L KR	1497/I L	1497/I L KR	1497 P	1497 P KR	1497/I P	1497/I P KR
		1497 L WASS	1497 L KR WASS	1497/I L WASS	1497/I L KR WASS	1497 P WASS	1497 P KR WASS	1497/I P WASS	1497/I P KR WASS
4 functions T/S/I/R									
R S1 2A AR	12V-24V	1496 L	x	1496/I L	x	1496 P	x	1496/I P	x
		1496 L WASS	x	1496/I L WASS	x	1496 P WASS	x	1496/I P WASS	x
5 functions T/S/I/R/F									
R S1 2A AR F	12V-24V	1495 L	x	1495/I L	x	1495 P	x	1495/I P	x
		1495 L WASS	x	1495/I L WASS	x	1495 P WASS	x	1495/I P WASS	x

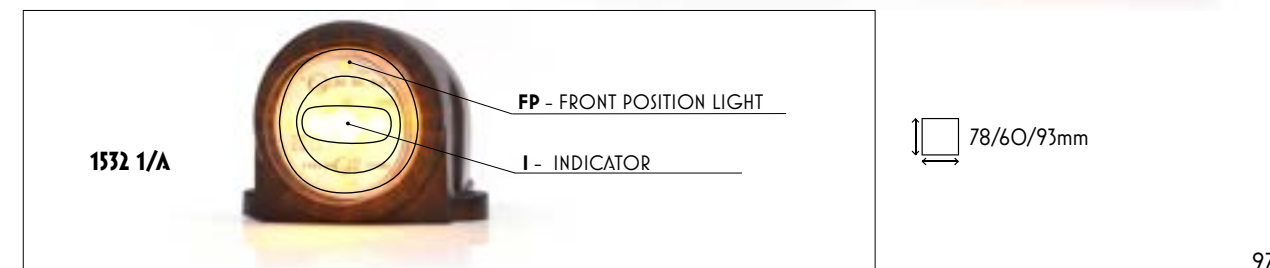
W236

12V-24V IP6K9K



12V-24V IP6K9K

W237





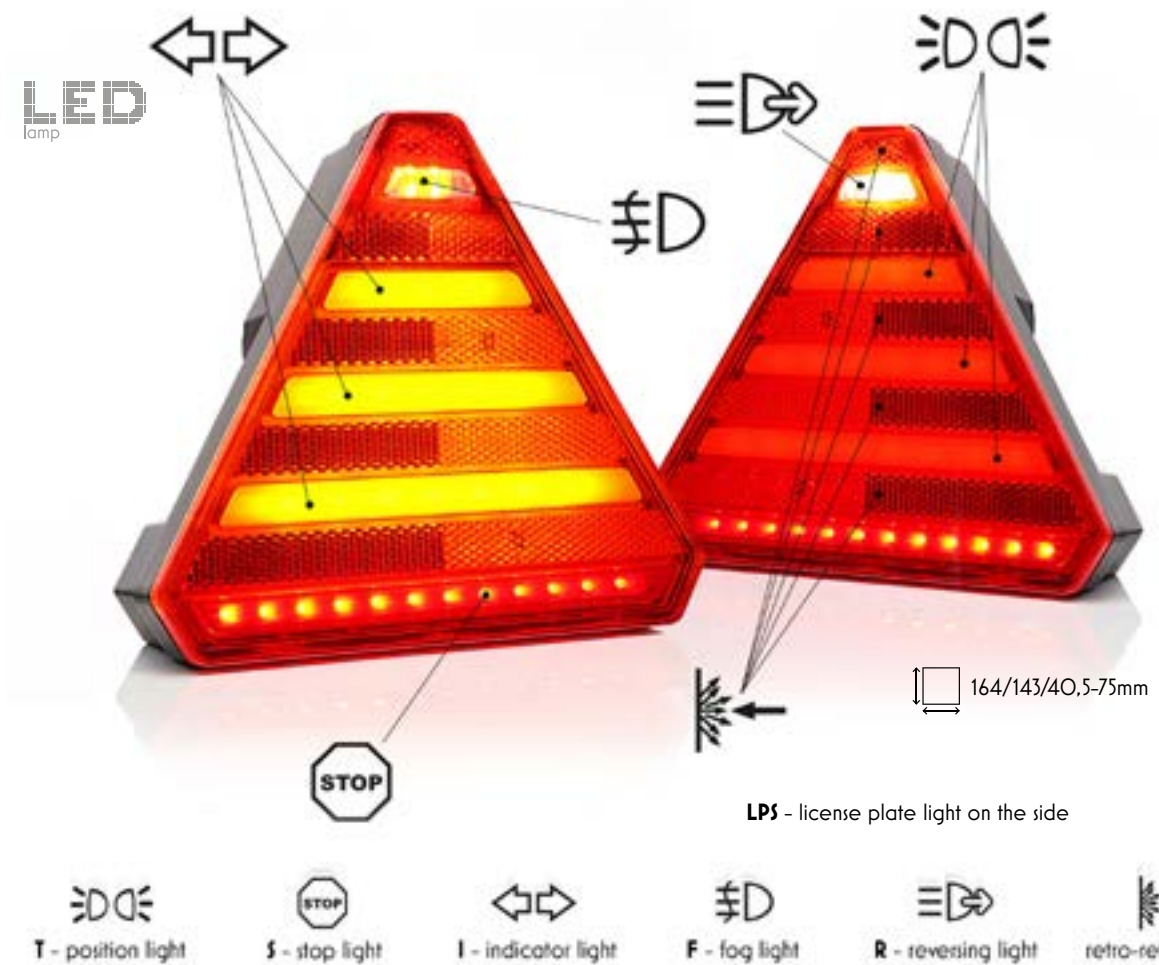
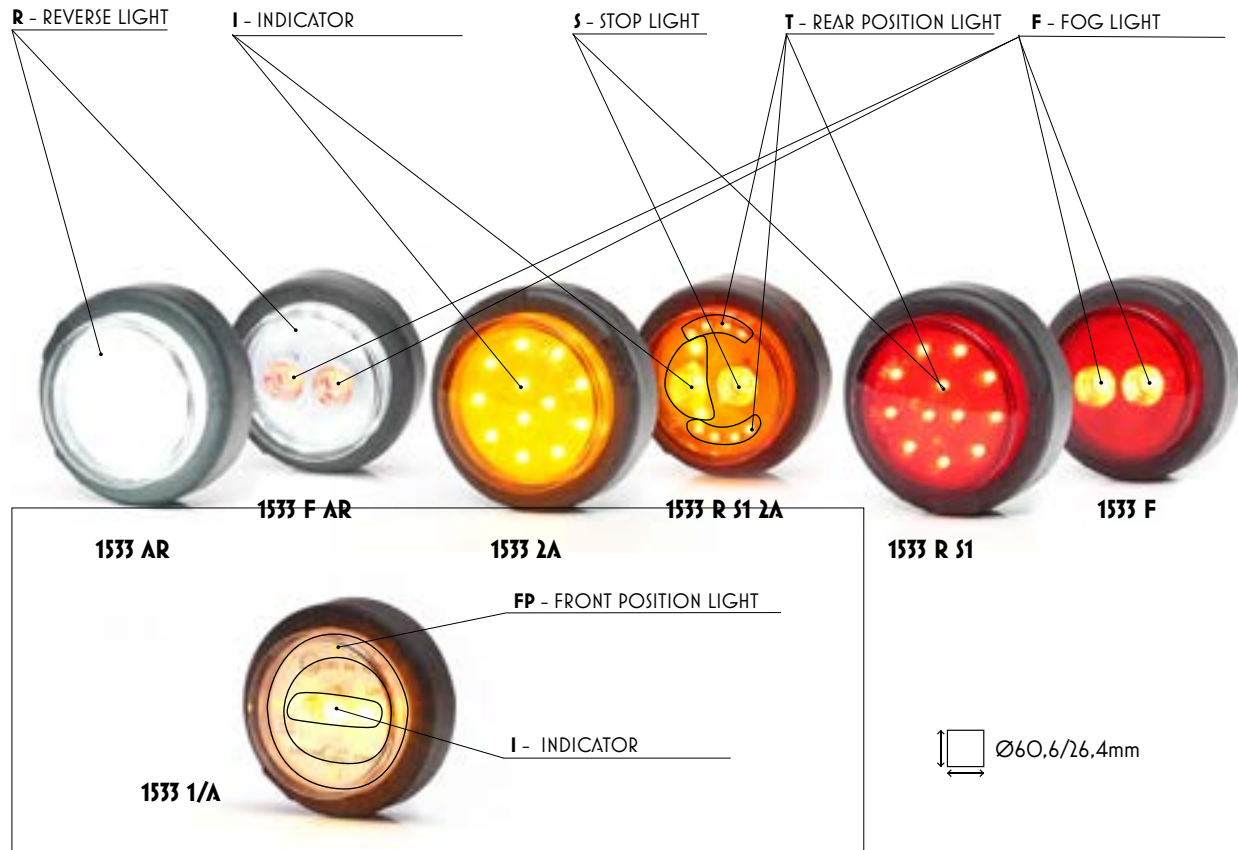
W238

12V-24V IP6K9K

LED lamp

W243

12V-24V IP6K9K



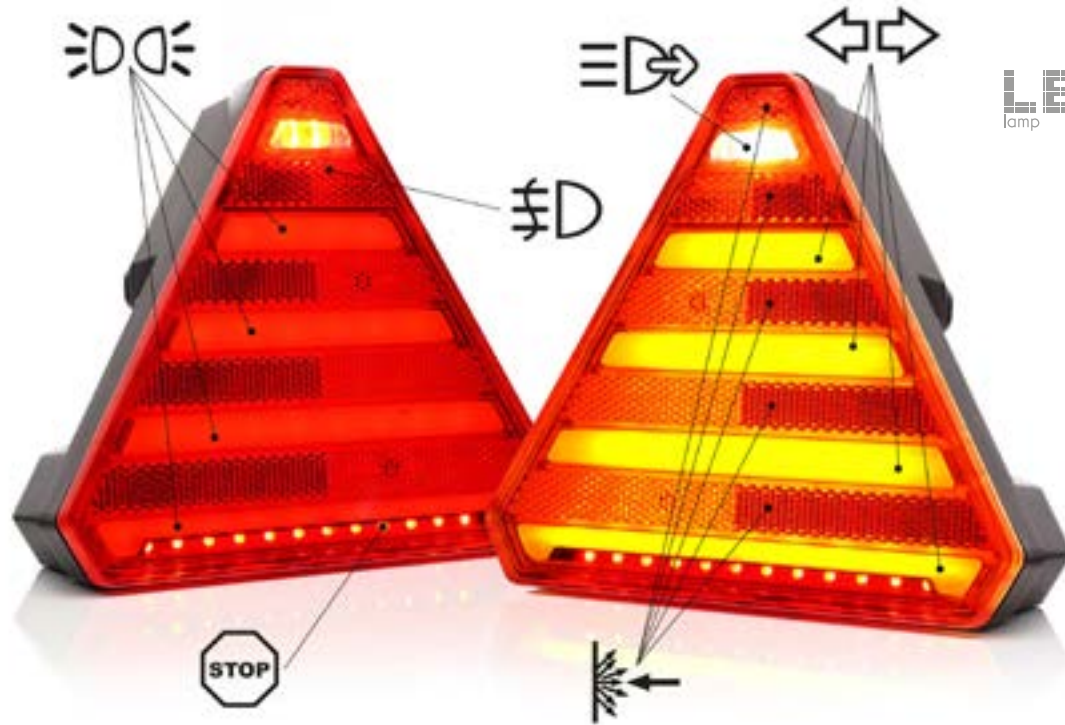
common symbols	ECE symbols	voltage	W236		W237		W238				
			25cm open cable								
			universal								
			screw					push-fit assembly			
1 function											
I	2A	12V-24V	1531 2A	x	x	1532 2A	x	x	1533 2A	x	x
R	AR	12V-24V	x	1531 AR	x	x	1532 AR	x	x	1533 AR	x
F	F	12V-24V	x	x	1531 F	x	x	1532 F	x	x	1533 F
2 functions											
F/R	AR F	12V-24V	1531 AR F	x	x	1532 AR F	x	x	1533 AR F	x	x
T/S	R S1	12V-24V	x	1531 R S1	x	x	1532 R S1	x	x	1533 R S1	x
FP/I	1/A	12V-24V	x	x	1531 1/A	x	x	1532 1/A	x	x	1533 1/A
3 functions											
T/S/I	R S1 2A	12V-24V	x	x	1531 R S1 2A	x	x	1532 R S1 2A	x	x	1533 R S1 2A

functions	optional lighting - license plate	assembly side	cable	Schlemmer	TYCO	WAS5	WAS7
5 T/S/I/F/R	without	universal	1611 L/P	1611 L/P SCHL	1611 L/P TYCO	x	1611 L/P WAS7
	LPS	left	1612 L	1612 L SCHL	1612 L TYCO	x	1612 L WAS7
		right	1612 P	1612 P SCHL	1612 P TYCO	x	1612 P WAS7
4 T/S/I/R	without	universal	1613 L/P	1613 L/P SCHL	1613 L/P TYCO	1613 L/P WAS5	1613 L/P WAS7
	LPS	left	1614 L	1614 L SCHL	1614 L TYCO	1614 L WAS5	1614 L WAS7
		right	1614 P	1614 P SCHL	1614 P TYCO	1614 P WAS5	1614 P WAS7
4 T/S/I/F	without	universal	1615 L/P	1615 L/P SCHL	1615 L/P TYCO	1615 L/P WAS5	1615 L/P WAS7
	LPS	left	1616 L	1616 L SCHL	1616 L TYCO	1616 L WAS5	1616 L WAS7
		right	1616 P	1616 P SCHL	1616 P TYCO	1616 P WAS5	1616 P WAS7
3 T/S/I	without	universal	1617 L/P	1617 L/P SCHL	1617 L/P TYCO	1617 L/P WAS5	1617 L/P WAS7
	LPS	left	1618 L	1618 L SCHL	1618 L TYCO	1618 L WAS5	1618 L WAS7
		right	1618 P	1618 P SCHL	1618 P TYCO	1618 P WAS5	1618 P WAS7



W244

12V-24V IP6K9K




164/143/40,5-75mm

LPS - license plate light on the side



W245

12V-24V IP6K9K



164/143/40,5-75mm

LPS - license plate light on the side




functions	optional lighting - license plate	assembly side	cable	Schlemmer	TYCO	WASS	WAS7
5 T/S/I/F/R	without	universal	1619 L/P	1619 L/P SCHL	1619 L/P TYCO	x	1619 L/P WAS7
	LPS	left	1620 L	1620 L SCHL	1620 L TYCO	x	1620 L WAS7
		right	1620 P	1620 P SCHL	1620 P TYCO	x	1620 P WAS7
4 T/S/I/R	without	universal	1621 L/P	1621 L/P SCHL	1621 L/P TYCO	1621 L/P WASS	1621 L/P WAS7
	LPS	left	1622 L	1622 L SCHL	1622 L TYCO	1622 L WASS	1622 L WAS7
		right	1622 P	1622 P SCHL	1622 P TYCO	1622 P WASS	1622 P WAS7
4 T/S/I/F	without	universal	1623 L/P	1623 L/P SCHL	1623 L/P TYCO	1623 L/P WASS	1623 L/P WAS7
	LPS	left	1624 L	1624 L SCHL	1624 L TYCO	1624 L WASS	1624 L WAS7
		right	1624 P	1624 P SCHL	1624 P TYCO	1624 P WASS	1624 P WAS7
3 T/S/I	without	universal	1625 L/P	1625 L/P SCHL	1625 L/P TYCO	1625 L/P WASS	1625 L/P WAS7
	LPS	left	1626 L	1626 L SCHL	1626 L TYCO	1626 L WASS	1626 L WAS7
		right	1626 P	1626 P SCHL	1626 P TYCO	1626 P WASS	1626 P WAS7

functions	optional lighting - license plate	assembly side	cable	Schlemmer	TYCO	WASS	WAS7
5 T/S/I/F/R	without	universal	1627 L/P	1627 L/P SCHL	1627 L/P TYCO	x	1627 L/P WAS7
	LPS	left	1628 L	1628 L SCHL	1628 L TYCO	x	1628 L WAS7
		right	1628 P	1628 P SCHL	1628 P TYCO	x	1628 P WAS7
4 T/S/I/R	without	universal	1629 L/P	1629 L/P SCHL	1629 L/P TYCO	1629 L/P WASS	1629 L/P WAS7
	LPS	left	1630 L	1630 L SCHL	1630 L TYCO	1630 L WASS	1630 L WAS7
		right	1630 P	1630 P SCHL	1630 P TYCO	1630 P WASS	1630 P WAS7
4 T/S/I/F	without	universal	1631 L/P	1632 L/P SCHL	1632 L/P TYCO	1631 L/P WASS	1631 L/P WAS7
	LPS	left	1632 L	1632 L SCHL	1632 L TYCO	1632 L WASS	1632 L WAS7
		right	1632 P	1624 P SCHL	1632 P TYCO	1632 P WASS	1632 P WAS7
3 T/S/I	without	universal	1633 L/P	1633 L/P SCHL	1633 L/P TYCO	1633 L/P WASS	1633 L/P WAS7
	LPS	left	1634 L	1634 L SCHL	1634 L TYCO	1634 L WASS	1634 L WAS7
		right	1634 P	1634 P SCHL	1634 P TYCO	1634 P WASS	1634 P WAS7



W245DD

12V-24V IP6K9K



LED lamp

164/143/40,5-75mm

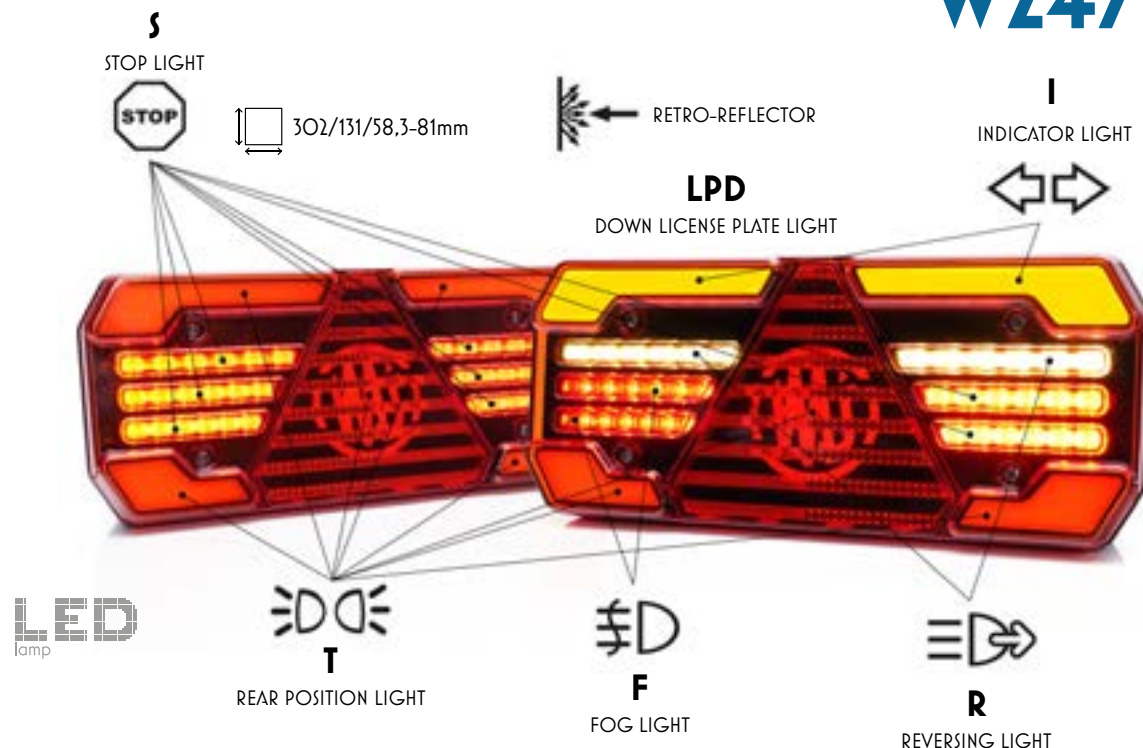
LPS - license plate light on the side



functions	optional lighting - license plate	assembly side	cable	Schlemmer	TYCO	WAS5	WAS7
5 T/S/I/F/R	without	left	1635 DD L	1635 DD L SCHL	1635 DD L TYCO	x	1635 DD L WAS7
		right	1635 DD P	1635 DD P SCHL	1635 DD P TYCO	x	1635 DD P WAS7
	LPS	left	1636 DD L	1636 DD L SCHL	1636 DD L TYCO	x	1636 DD L WAS7
		right	1636 DD P	1636 DD P SCHL	1636 DD P TYCO	x	1636 DD P WAS7
4 T/S/I/R	without	left	1637 DD L	1637 DD L SCHL	1637 DD L TYCO	1637 DD L WAS5	1637 DD L WAS7
		right	1637 DD L	1637 DD L SCHL	1637 DD L TYCO	1637 DD L WAS5	1637 DD L WAS7
	LPS	left	1638 DD L	1638 DD L SCHL	1638 DD L TYCO	1638 DD L WAS5	1638 DD L WAS7
		right	1638 DD P	1638 DD P SCHL	1638 DD P TYCO	1638 DD P WAS5	1638 DD P WAS7
4 T/S/I/F	without	left	1639 DD L	1639 DD L SCHL	1639 DD L TYCO	1639 DD L WAS5	1639 DD L WAS7
		right	1639 DD P	1639 DD P SCHL	1639 DD P TYCO	1639 DD P WAS5	1639 DD P WAS7
	LPS	left	1640 DD L	1640 DD L SCHL	1640 DD L TYCO	1640 DD L WAS5	1640 DD L WAS7
		right	1640 DD P	1640 DD P SCHL	1640 DD P TYCO	1640 DD P WAS5	1640 DD P WAS7
3 T/S/I	without	left	1641 DD L	1641 DD L SCHL	1641 DD L TYCO	1641 DD L WAS5	1641 DD L WAS7
		right	1641 DD P	1641 DD P SCHL	1641 DD P TYCO	1641 DD P WAS5	1641 DD P WAS7
	LPS	left	1642 DD L	1642 DD L SCHL	1642 DD L TYCO	1642 DD L WAS5	1642 DD L WAS7
		right	1642 DD P	1642 DD P SCHL	1642 DD P TYCO	1642 DD P WAS5	1642 DD P WAS7

12V-24V IP6K9K

W247DD



LED lamp

302/131/58,3-81mm


functions	optional lighting - license plate	additional side position light	stop light	assembly side	W247					
					cable	Schlemmer	TYCO	WAS5	WAS7	
5 T/S/I/F/R	without	without		left	1673 L	1673 L SCHL	1673 L TYCO	x	1673 L WAS7	
				right	1673 P	1673 P SCHL	1673 P TYCO	x	1673 P WAS7	
	LPD	left		1678 L	1678 L SCHL	1678 L TYCO	x	1678 L WAS7		
		right		1678 P	1678 P SCHL	1678 P TYCO	x	1678 P WAS7		
4 T/S/I/F	without	without	left	1674 L	1674 L SCHL	1674 L TYCO	1674 L WAS5	1674 L WAS7		
			right	1674 P	1674 P SCHL	1674 P TYCO	1674 P WAS5	1674 P WAS7		
	LPD	left	1679 L	1679 L SCHL	1679 L TYCO	1679 L WAS5	1679 L WAS7			
		right	1679 P	1679 P SCHL	1679 P TYCO	1679 P WAS5	1679 P WAS7			
4 T/S/I/R	without	without	left	1675 L	1675 L SCHL	1675 L TYCO	1675 L WAS5	1675 L WAS7		
			right	1675 P	1675 P SCHL	1675 P TYCO	1675 P WAS5	1675 P WAS7		
	LPD	left	1680 L	1680 L SCHL	1680 L TYCO	1680 L WAS5	1680 L WAS7			
		right	1680 P	1680 P SCHL	1680 P TYCO	1680 P WAS5	1680 P WAS7			
3 T/S/I	without	without		variant 1	universal	1676 L/P	1676 L/P SCHL	1676 L/P TYCO	1676 L/P WAS5	1676 L/P WAS7
				variant 2	left	1677 L	1677 L SCHL	1677 L TYCO	1677 L WAS5	1677 L WAS7
					right	1677 P	1677 P SCHL	1677 P TYCO	1677 P WAS5	1677 P WAS7
				LPD	without	variant 1	universal	1681 L/P	1681 L/P SCHL	1681 L/P TYCO
	variant 2	left				1682 L	1682 L SCHL	1682 L TYCO	1682 L WAS5	1682 L WAS7
		right		1682 P	1682 P SCHL	1682 P TYCO	1682 P WAS5	1682 P WAS7		




W247DD

12V-24V IP6K9K

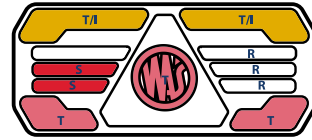
5 lights
(T/S/I/F/R)




4 lights
(T/S/I/F)



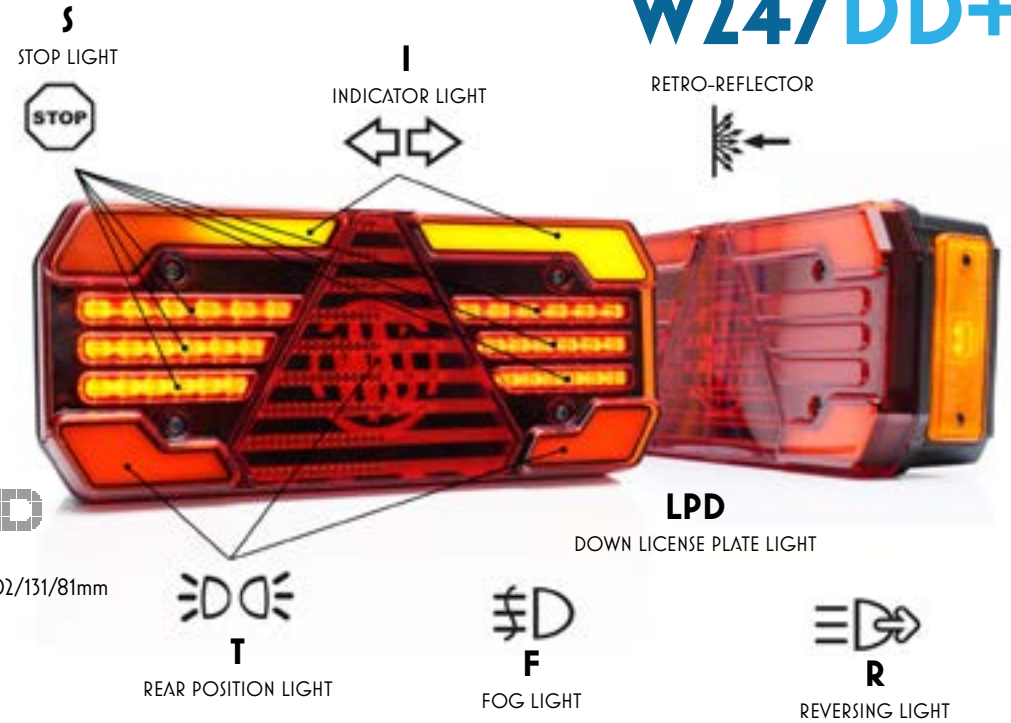

4 lights
(T/S/I/R)



3 lights
(T/S/I) variant 1



3 lights
(T/S/I) variant 2



W247DD+SM1

12V-24V IP6K9K

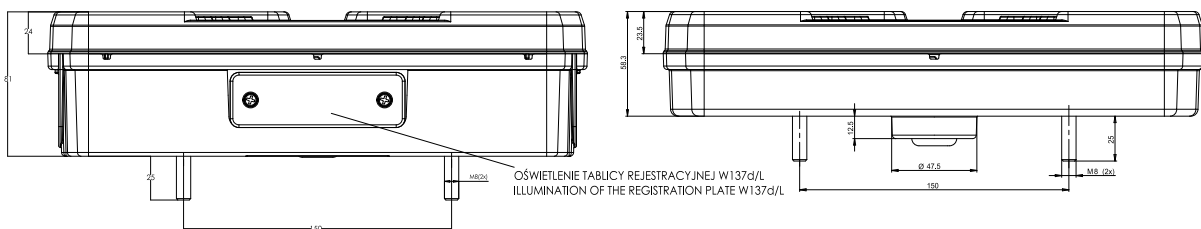
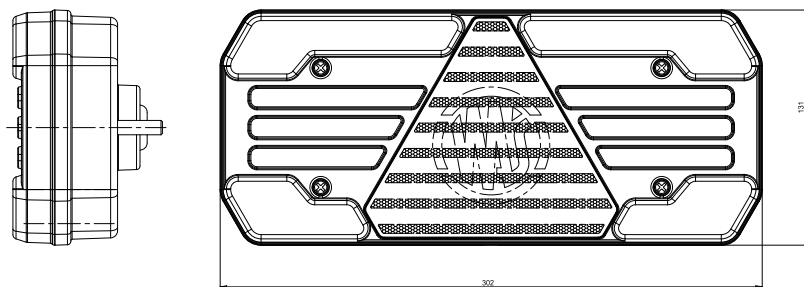
functions	optional lighting - license plate	additional side position light	stop light	assembly side	cable	Schlemmer	W247DD		
							TYCO	WASS	WAS7
5 T/S/I/F/R	without	without		left	1703 DD L	1703 DD L SCHL	1703 DD L TYCO	x	1703 DD L WAS7
				right	1703 DD P	1703 DD P SCHL	1703 DD P TYCO	x	1703 DD P WAS7
	LPD	without		left	1708 DD L	1708 DD L SCHL	1708 DD L TYCO	x	1708 DD L WAS7
				right	1708 DD P	1708 DD P SCHL	1708 DD P TYCO	x	1708 DD P WAS7
4 T/S/I/F	without	without	left	1704 DD L	1704 DD L SCHL	1704 DD L TYCO	1704 DD L WASS	1704 DD L WAS7	
			right	1704 DD P	1704 DD P SCHL	1704 DD P TYCO	1704 DD P WASS	1704 DD P WAS7	
	LPD	without	left	1709 DD L	1709 DD L SCHL	1709 DD L TYCO	1709 DD L WASS	1709 DD L WAS7	
			right	1709 DD P	1709 DD P SCHL	1709 DD P TYCO	1709 DD P WASS	1709 DD P WAS7	
4 T/S/I/R	without	without	left	1705 DD L	1705 DD L SCHL	1705 DD L TYCO	1705 DD L WASS	1705 DD L WAS7	
			right	1705 DD P	1705 DD P SCHL	1705 DD P TYCO	1705 DD P WASS	1705 DD P WAS7	
	LPD	without	left	1710 DD L	1710 DD L SCHL	1710 DD L TYCO	1710 DD L WASS	1710 DD L WAS7	
			right	1710 DD P	1710 DD P SCHL	1710 DD P TYCO	1710 DD P WASS	1710 DD P WAS7	
3 T/S/I	without	without	variant 1	left	1706 DD L	1706 DD L SCHL	1706 DD L TYCO	1706 DD L WASS	1706 DD L WAS7
				right	1706 DD P	1706 DD P SCHL	1706 DD P TYCO	1706 DD P WASS	1706 DD P WAS7
			variant 2	left	1707 DD L	1707 DD L SCHL	1707 DD L TYCO	1707 DD L WASS	1707 DD L WAS7
				right	1707 DD P	1707 DD P SCHL	1707 DD P TYCO	1707 DD P WASS	1707 DD P WAS7
	LPD	without	variant 1	left	1711 DD L	1711 DD L SCHL	1711 DD L TYCO	1711 DD L WASS	1711 DD L WAS7
				right	1711 DD P	1711 DD P SCHL	1711 DD P TYCO	1711 DD P WASS	1711 DD P WAS7
			variant 2	left	1712 DD L	1712 DD L SCHL	1712 DD L TYCO	1712 DD L WASS	1712 DD L WAS7
				right	1712 DD P	1712 DD P SCHL	1712 DD P TYCO	1712 DD P WASS	1712 DD P WAS7

functions	optional lighting - license plate	additional side position light	stop light	assembly side	cable	Schlemmer	W247		
							TYCO	WASS	WAS7
5 T/S/I/F/R	without	SM1		left	1683 L	1683 L SCHL	1683 L TYCO	x	1683 L WAS7
				right	1683 P	1683 P SCHL	1683 P TYCO	x	1683 P WAS7
	LPD	SM1		left	1688 L	1688 L SCHL	1688 L TYCO	x	1688 L WAS7
				right	1688 P	1688 P SCHL	1688 P TYCO	x	1688 P WAS7
4 T/S/I/F	without	SM1	left	1684 L	1684 L SCHL	1684 L TYCO	1684 L WASS	1684 L WAS7	
			right	1684 P	1684 P SCHL	1684 P TYCO	1684 P WASS	1684 P WAS7	
	LPD	SM1	left	1689 L	1689 L SCHL	1689 L TYCO	1689 L WASS	1689 L WAS7	
			right	1689 P	1689 P SCHL	1689 P TYCO	1689 P WASS	1689 P WAS7	
4 T/S/I/R	without	SM1	left	1685 L	1685 L SCHL	1685 L TYCO	1685 L WASS	1685 L WAS7	
			right	1685 P	1685 P SCHL	1685 P TYCO	1685 P WASS	1685 P WAS7	
	LPD	SM1	left	1690 L	1690 L SCHL	1690 L TYCO	1690 L WASS	1690 L WAS7	
			right	1690 P	1690 P SCHL	1690 P TYCO	1690 P WASS	1690 P WAS7	
3 T/S/I	without	SM1	variant 1	left	1686 L	1686 L SCHL	1686 L TYCO	1686 L WASS	1686 L WAS7
				right	1686 P	1686 P SCHL	1686 P TYCO	1686 P WASS	1686 P WAS7
			variant 2	left	1687 L	1687 L SCHL	1687 L TYCO	1687 L WASS	1687 L WAS7
				right	1687 P	1687 P SCHL	1687 P TYCO	1687 P WASS	1687 P WAS7
	LPD	SM1	variant 1	left	1691 L	1691 L SCHL	1691 L TYCO	1691 L WASS	1691 L WAS7
				right	1691 P	1691 P SCHL	1691 P TYCO	1691 P WASS	1691 P WAS7
			variant 2	left	1692 L	1692 L SCHL	1692 L TYCO	1692 L WASS	1692 L WAS7
				right	1692 P	1692 P SCHL	1692 P TYCO	1692 P WASS	1692 P WAS7



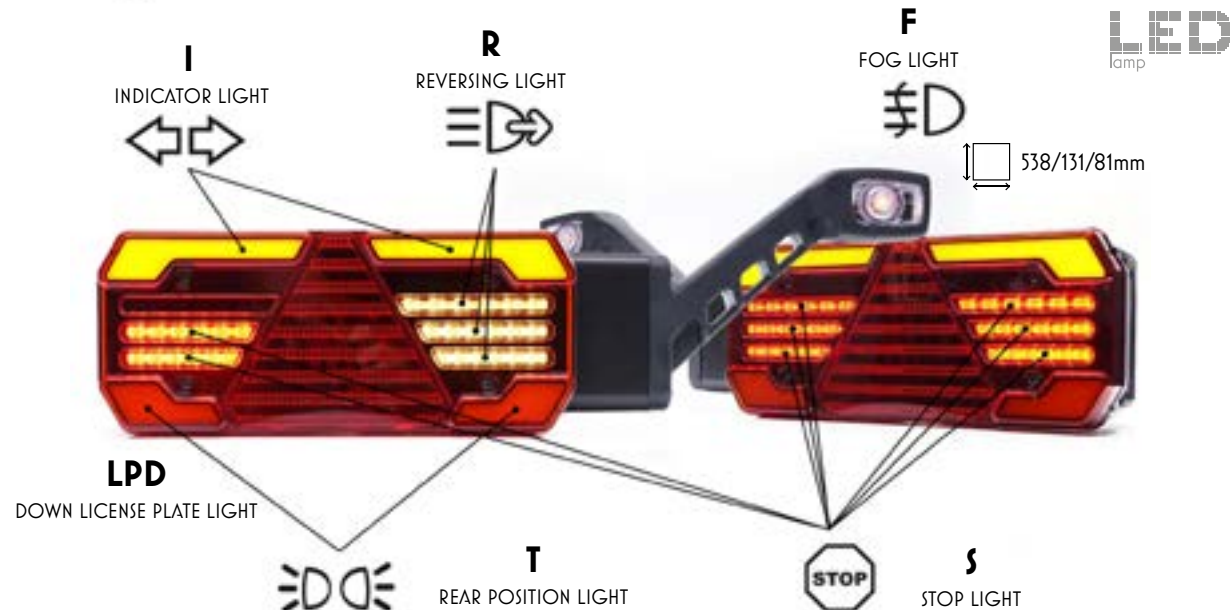
W247DD+SM1

12V-24V IP6K9K



W247DD+W48

12V-24V IP6K9K



functions	optional lighting - license plate	additional side position light	stop light	assembly side	cable	W247DD				
						Schlemmer	TYCO	WASS	WAS7	
5 T/S/I/F/R	without	SM1		left	1713 DD L	1713 DD L SCHL	1713 DD L TYCO	x	1713 DD L WAS7	
				right	1713 DD P	1713 DD P SCHL	1713 DD P TYCO	x	1713 DD P WAS7	
	LPD	SM1		left	1718 DD L	1718 DD L SCHL	1718 DD L TYCO	x	1718 DD L WAS7	
				right	1718 DD P	1718 DD P SCHL	1718 DD P TYCO	x	1718 DD P WAS7	
4 T/S/I/F	without	SM1	left	1714 DD L	1714 DD L SCHL	1714 DD L TYCO	1714 DD L WASS	1714 DD L WAS7		
			right	1714 DD P	1714 DD P SCHL	1714 DD P TYCO	1714 DD P WASS	1714 DD P WAS7		
	LPD	SM1	left	1719 DD L	1719 DD L SCHL	1719 DD L TYCO	1719 DD L WASS	1719 DD L WAS7		
			right	1719 DD P	1719 DD P SCHL	1719 DD P TYCO	1719 DD P WASS	1719 DD P WAS7		
4 T/S/I/R	without	SM1	left	1715 DD L	1715 DD L SCHL	1715 DD L TYCO	1715 DD L WASS	1715 DD L WAS7		
			right	1715 DD P	1715 DD P SCHL	1715 DD P TYCO	1715 DD P WASS	1715 DD P WAS7		
	LPD	SM1	left	1720 DD L	1720 DD L SCHL	1720 DD L TYCO	1720 DD L WASS	1720 DD L WAS7		
			right	1720 DD P	1720 DD P SCHL	1720 DD P TYCO	1720 DD P WASS	1720 DD P WAS7		
3 T/S/I	without	SM1	variant 1	left	1716 DD L	1716 DD L SCHL	1716 DD L TYCO	1716 DD L WASS	1716 DD L WAS7	
				right	1716 DD P	1716 DD P SCHL	1716 DD P TYCO	1716 DD P WASS	1716 DD P WAS7	
			variant 2	left	1717 DD L	1717 DD L SCHL	1717 DD L TYCO	1717 DD L WASS	1717 DD L WAS7	
				right	1717 DD P	1717 DD P SCHL	1717 DD P TYCO	1717 DD P WASS	1717 DD P WAS7	
	LPD	SM1	variant 1	left	1721 DD L	1721 DD L SCHL	1721 DD L TYCO	1721 DD L WASS	1721 DD L WAS7	
				right	1721 DD P	1721 DD P SCHL	1721 DD P TYCO	1721 DD P WASS	1721 DD P WAS7	
			variant 2	left	1722 DD L	1722 DD L SCHL	1722 DD L TYCO	1722 DD L WASS	1722 DD L WAS7	
				right	1722 DD P	1722 DD P SCHL	1722 DD P TYCO	1722 DD P WASS	1722 DD P WAS7	

functions	optional lighting - license plate	additional side position light	stop light	assembly side	cable	W247				
						Schlemmer	TYCO	WASS	WAS7	
5 T/S/I/F/R	without	W48		left	1693 L	1693 L SCHL	1693 L TYCO	x	1693 L WAS7	
				right	1693 P	1693 P SCHL	1693 P TYCO	x	1693 P WAS7	
	LPD	W48		left	1698 L	1698 L SCHL	1698 L TYCO	x	1698 L WAS7	
				right	1698 P	1698 P SCHL	1698 P TYCO	x	1698 P WAS7	
4 T/S/I/F	without	W48	left	1694 L	1694 L SCHL	1694 L TYCO	1694 L WASS	1694 L WAS7		
			right	1694 P	1694 P SCHL	1694 P TYCO	1694 P WASS	1694 P WAS7		
	LPD	W48	left	1699 L	1699 L SCHL	1699 L TYCO	1699 L WASS	1699 L WAS7		
			right	1699 P	1699 P SCHL	1699 P TYCO	1699 P WASS	1699 P WAS7		
4 T/S/I/R	without	W48	left	1695 L	1695 L SCHL	1695 L TYCO	1695 L WASS	1695 L WAS7		
			right	1695 P	1695 P SCHL	1695 P TYCO	1695 P WASS	1695 P WAS7		
	LPD	W48	left	1700 L	1700 L SCHL	1700 L TYCO	1700 L WASS	1700 L WAS7		
			right	1700 P	1700 P SCHL	1700 P TYCO	1700 P WASS	1700 P WAS7		
3 T/S/I	without	W48	variant 1	left	1696 L	1696 L SCHL	1696 L TYCO	1696 L WASS	1696 L WAS7	
				right	1696 P	1696 P SCHL	1696 P TYCO	1696 P WASS	1696 P WAS7	
			variant 2	left	1697 L	1697 L SCHL	1697 L TYCO	1697 L WASS	1697 L WAS7	
				right	1697 P	1697 P SCHL	1697 P TYCO	1697 P WASS	1697 P WAS7	
	LPD	W48	variant 1	left	1701 L	1701 L SCHL	1701 L TYCO	1701 L WASS	1701 L WAS7	
				right	1701 P	1701 P SCHL	1701 P TYCO	1701 P WASS	1701 P WAS7	
			variant 2	left	1702 L	1702 L SCHL	1702 L TYCO	1702 L WASS	1702 L WAS7	
				right	1702 P	1702 P SCHL	1702 P TYCO	1702 P WASS	1702 P WAS7	



W247DD+W48

12V-24V IP6K9K

functions	optional lighting - license plate	additional side position light	stop light	assembly side	W247DD				
					cable	Schlemmer	TYCO	WASS	WAS7
5 T/S/I/F/R	without	W48		left	1723 DD L	1723 DD L SCHL	1723 DD L TYCO	x	1723 DD L WAS7
				right	1723 DD P	1723 DD P SCHL	1723 DD P TYCO	x	1723 DD P WAS7
	LPD	W48	left	1728 DD L	1728 DD L SCHL	1728 DD L TYCO	x	1728 DD L WAS7	
			right	1728 DD P	1728 DD P SCHL	1728 DD P TYCO	x	1728 DD P WAS7	
4 T/S/I/F	without	W48		left	1724 DD L	1724 DD L SCHL	1724 DD L TYCO	1724 DD L WASS	1724 DD L WAS7
				right	1724 DD P	1724 DD P SCHL	1724 DD P TYCO	1724 DD P WASS	1724 DD P WAS7
	LPD	W48	left	1729 DD L	1729 DD L SCHL	1729 DD L TYCO	1729 DD L WASS	1729 DD L WAS7	
			right	1729 DD P	1729 DD P SCHL	1729 DD P TYCO	1729 DD P WASS	1729 DD P WAS7	
4 T/S/I/R	without	W48		left	1725 DD L	1725 DD L SCHL	1725 DD L TYCO	1725 DD L WASS	1725 DD L WAS7
				right	1725 DD P	1725 DD P SCHL	1725 DD P TYCO	1725 DD P WASS	1725 DD P WAS7
	LPD	W48	left	1730 DD L	1730 DD L SCHL	1730 DD L TYCO	1730 DD L WASS	1730 DD L WAS7	
			right	1730 DD P	1730 DD P SCHL	1730 DD P TYCO	1730 DD P WASS	1730 DD P WAS7	
3 T/S/I	without	W48	variant 1	left	1726 DD L	1726 DD L SCHL	1726 DD L TYCO	1726 DD L WASS	1726 DD L WAS7
				right	1726 DD P	1726 DD P SCHL	1726 DD P TYCO	1726 DD P WASS	1726 DD P WAS7
			variant 2	left	1727 DD L	1727 DD L SCHL	1727 DD L TYCO	1727 DD L WASS	1727 DD L WAS7
				right	1727 DD P	1727 DD P SCHL	1727 DD P TYCO	1727 DD P WASS	1727 DD P WAS7
	LPD	W48	variant 1	left	1731 DD L	1731 DD L SCHL	1731 DD L TYCO	1731 DD L WASS	1731 DD L WAS7
				right	1731 DD P	1731 DD P SCHL	1731 DD P TYCO	1731 DD P WASS	1731 DD P WAS7
			variant 2	left	1732 DD L	1732 DD L SCHL	1732 DD L TYCO	1732 DD L WASS	1732 DD L WAS7
				right	1732 DD P	1732 DD P SCHL	1732 DD P TYCO	1732 DD P WASS	1732 DD P WAS7

Technical Details

Approval E2O: R3, R4, R6, R7, R10, R23, R38, R91, R148

Cable: 195cm

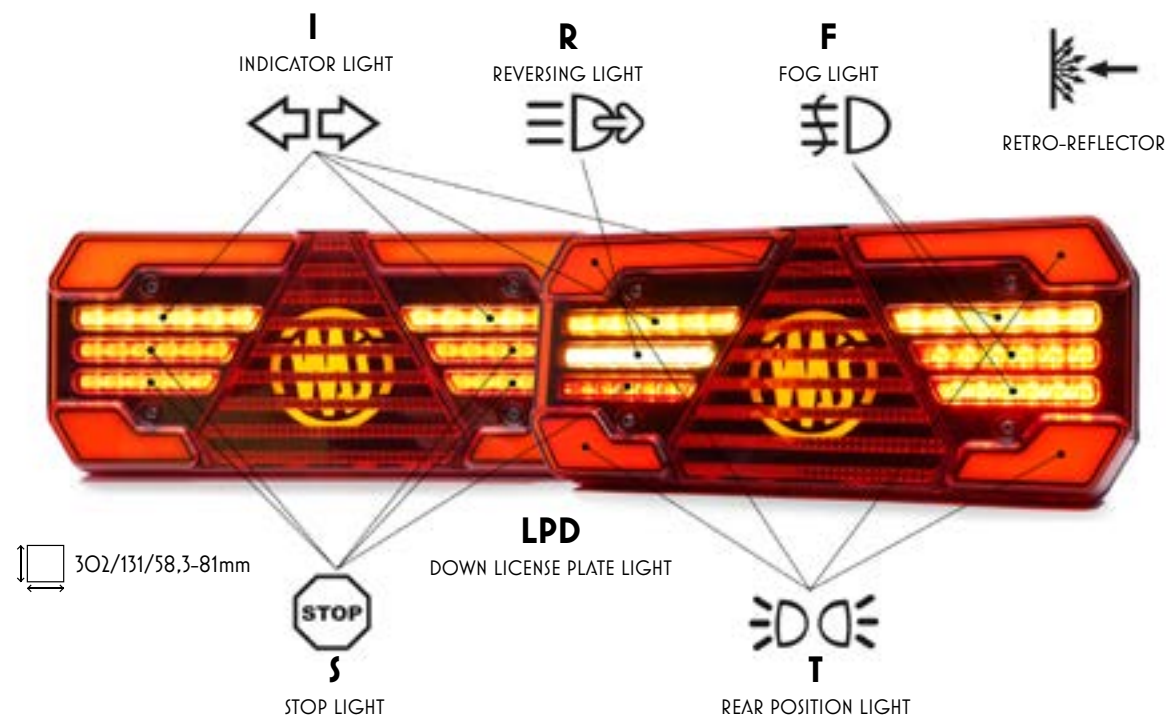
IP class: IP6K9K

Power consumption	12V	24V
position light:	max. 5,5W	
stop light:	max. 6W	
direction indicator light:	max. 21W	
dynamic indicator light:	max. 17W	
reverse light:	max. 8W	
fog light:	max. 5W	
numberplate light:	0,8W	1,7W

12V-24V IP6K9K

W248DD

LED lamp



functions	optional lighting - license plate	additional side position light	stop light	assembly side	W248				
					cable	Schlemmer	TYCO	WASS	WAS7
5 T/S/I/F/R	without	without		left	1733 L	1733 L SCHL	1733 L TYCO	x	1733 L WAS7
				right	1733 P	1733 P SCHL	1733 P TYCO	x	1733 P WAS7
	LPD	without	left	1738 L	1738 L SCHL	1738 L TYCO	x	1738 L WAS7	
			right	1738 P	1738 P SCHL	1738 P TYCO	x	1738 P WAS7	
4 T/S/I/F	without	without		left	1734 L	1734 L SCHL	1734 L TYCO	1734 L WASS	1734 L WAS7
				right	1734 P	1734 P SCHL	1734 P TYCO	1734 P WASS	1734 P WAS7
	LPD	without	left	1739 L	1739 L SCHL	1739 L TYCO	1739 L WASS	1739 L WAS7	
			right	1739 P	1739 P SCHL	1739 P TYCO	1739 P WASS	1739 P WAS7	
4 T/S/I/R	without	without		left	1735 L	1735 L SCHL	1735 L TYCO	1735 L WASS	1735 L WAS7
				right	1735 P	1735 P SCHL	1735 P TYCO	1735 P WASS	1735 P WAS7
	LPD	without	left	1740 L	1740 L SCHL	1740 L TYCO	1740 L WASS	1740 L WAS7	
			right	1740 P	1740 P SCHL	1740 P TYCO	1740 P WASS	1740 P WAS7	
3 T/S/I	without	without	variant 1	universal	1736 L/P	1736 L/P SCHL	1736 L/P TYCO	1736 L/P WASS	1736 L/P WAS7
				left	1737 L	1737 L SCHL	1737 L TYCO	1737 L WASS	1737 L WAS7
			variant 2	right	1737 P	1737 P SCHL	1737 P TYCO	1737 P WASS	1737 P WAS7
				universal	1741 L/P	1741 L/P SCHL	1741 L/P TYCO	1741 L/P WASS	1741 L/P WAS7
	LPD	without	variant 1	left	1742 L	1742 L SCHL	1742 L TYCO	1742 L WASS	1742 L WAS7
			variant 2	right	1742 P	1742 P SCHL	1742 P TYCO	1742 P WASS	1742 P WAS7



W248DD

12V-24V IP6K9K

5 lights
(T/S/I/F/R)




4 lights
(T/S/I/F)



4 lights
(T/S/I/R)



3 lights
(T/S/I) variant 1



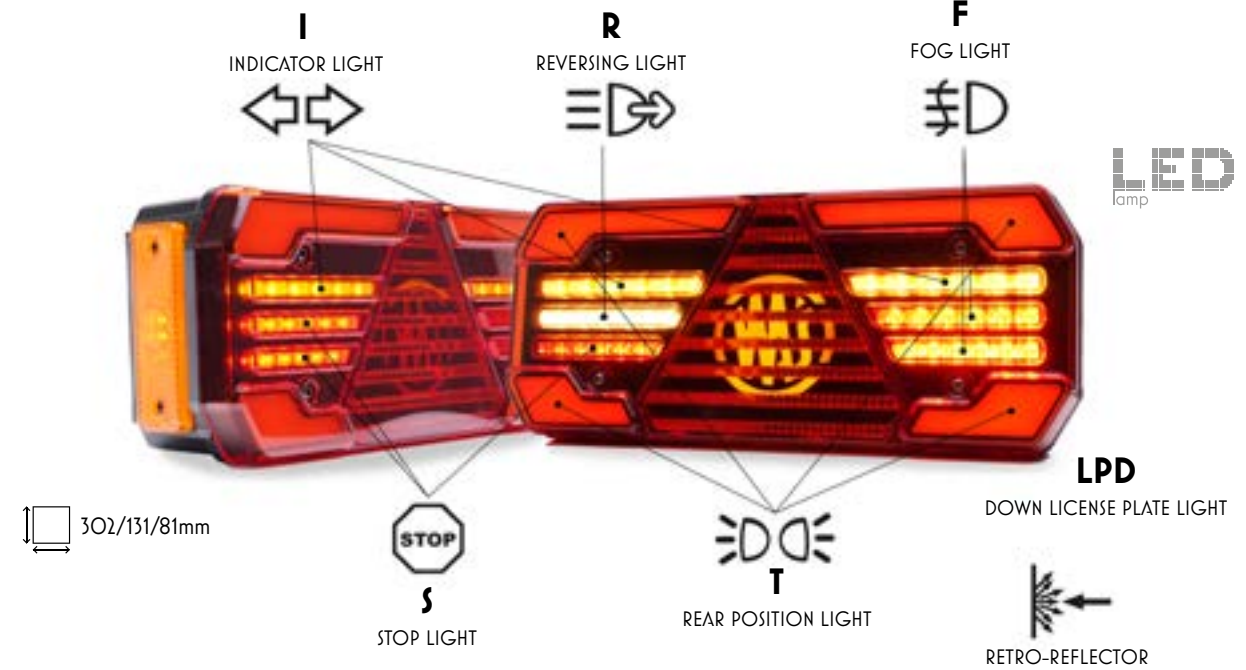
3 lights
(T/S/I) variant 2



functions	optional lighting - license plate	additional side position light	stop light	assembly side	W248DD				
					cable	Schlemmer	TYCO	WASS	WAS7
5 T/S/I/F/R	without	without		left	1763 DD L	1763 DD L SCHL	1763 DD L TYCO	x	1763 DD L WAS7
				right	1763 DD P	1763 DD P SCHL	1763 DD P TYCO	x	1763 DD P WAS7
	LPD	without		left	1768 DD L	1768 DD L SCHL	1768 DD L TYCO	x	1768 DD L WAS7
				right	1768 DD P	1768 DD P SCHL	1768 DD P TYCO	x	1768 DD P WAS7
4 T/S/I/F	without	without		left	1764 DD L	1764 DD L SCHL	1764 DD L TYCO	1764 DD L WASS	1764 DD L WAS7
				right	1764 DD P	1764 DD P SCHL	1764 DD P TYCO	1764 DD P WASS	1764 DD P WAS7
	LPD	without		left	1769 DD L	1769 DD L SCHL	1769 DD L TYCO	1769 DD L WASS	1769 DD L WAS7
				right	1769 DD P	1769 DD P SCHL	1769 DD P TYCO	1769 DD P WASS	1769 DD P WAS7
4 T/S/I/R	without	without		left	1765 DD L	1765 DD L SCHL	1765 DD L TYCO	1765 DD L WASS	1765 DD L WAS7
				right	1765 DD P	1765 DD P SCHL	1765 DD P TYCO	1765 DD P WASS	1765 DD P WAS7
	LPD	without		left	1770 DD L	1770 DD L SCHL	1770 DD L TYCO	1770 DD L WASS	1770 DD L WAS7
				right	1770 DD P	1770 DD P SCHL	1770 DD P TYCO	1770 DD P WASS	1770 DD P WAS7
3 T/S/I	without	without	variant 1	left	1766 DD L	1766 DD L SCHL	1766 DD L TYCO	1766 DD L WASS	1766 DD L WAS7
				right	1766 DD P	1766 DD P SCHL	1766 DD P TYCO	1766 DD P WASS	1766 DD P WAS7
			variant 2	left	1767 DD L	1767 DD L SCHL	1767 DD L TYCO	1767 DD L WASS	1767 DD L WAS7
				right	1767 DD P	1767 DD P SCHL	1767 DD P TYCO	1767 DD P WASS	1767 DD P WAS7
	LPD	without	variant 1	left	1771 DD L	1771 DD L SCHL	1771 DD L TYCO	1771 DD L WASS	1771 DD L WAS7
				right	1771 DD P	1771 DD P SCHL	1771 DD P TYCO	1771 DD P WASS	1771 DD P WAS7
			variant 2	left	1772 DD L	1772 DD L SCHL	1772 DD L TYCO	1772 DD L WASS	1772 DD L WAS7
				right	1772 DD P	1772 DD P SCHL	1772 DD P TYCO	1772 DD P WASS	1772 DD P WAS7

W248DD+SM1

12V-24V IP6K9K

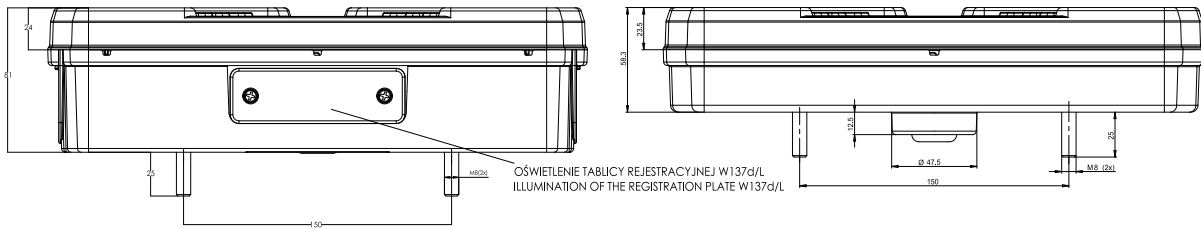
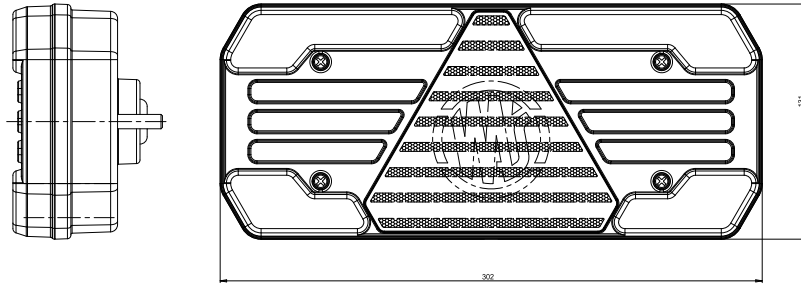


functions	optional lighting - license plate	additional side position light	stop light	assembly side	W248				
					cable	Schlemmer	TYCO	WASS	WAS7
5 T/S/I/F/R	without	SM1		left	1743 L	1743 L SCHL	1743 L TYCO	x	1743 L WAS7
				right	1743 P	1743 P SCHL	1743 P TYCO	x	1743 P WAS7
	LPD	SM1		left	1748 L	1748 L SCHL	1748 L TYCO	x	1748 L WAS7
				right	1748 P	1748 P SCHL	1748 P TYCO	x	1748 P WAS7
4 T/S/I/F	without	SM1		left	1744 L	1744 L SCHL	1744 L TYCO	1744 L WASS	1744 L WAS7
				right	1744 P	1744 P SCHL	1744 P TYCO	1744 P WASS	1744 P WAS7
	LPD	SM1		left	1749 L	1749 L SCHL	1749 L TYCO	1749 L WASS	1749 L WAS7
				right	1749 P	1749 P SCHL	1749 P TYCO	1749 P WASS	1749 P WAS7
4 T/S/I/R	without	SM1		left	1745 L	1745 L SCHL	1745 L TYCO	1745 L WASS	1745 L WAS7
				right	1745 P	1745 P SCHL	1745 P TYCO	1745 P WASS	1745 P WAS7
	LPD	SM1		left	1750 L	1750 L SCHL	1750 L TYCO	1750 L WASS	1750 L WAS7
				right	1750 P	1750 P SCHL	1750 P TYCO	1750 P WASS	1750 P WAS7
3 T/S/I	without	SM1	variant 1	left	1746 L	1746 L SCHL	1746 L TYCO	1746 L WASS	1746 L WAS7
				right	1746 P	1746 P SCHL	1746 P TYCO	1746 P WASS	1746 P WAS7
			variant 2	left	1747 L	1747 L SCHL	1747 L TYCO	1747 L WASS	1747 L WAS7
				right	1747 P	1747 P SCHL	1747 P TYCO	1747 P WASS	1747 P WAS7
	LPD	SM1	variant 1	left	1751 L	1751 L SCHL	1751 L TYCO	1751 L WASS	1751 L WAS7
				right	1751 P	1751 P SCHL	1751 P TYCO	1751 P WASS	1751 P WAS7
			variant 2	left	1752 L	1752 L SCHL	1752 L TYCO	1752 L WASS	1752 L WAS7
				right	1752 P	1752 P SCHL	1752 P TYCO	1752 P WASS	1752 P WAS7



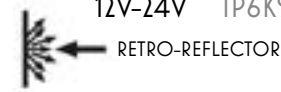
W248DD+SM1

12V-24V IP6K9K



W248DD+W48

12V-24V IP6K9K



functions	optional lighting - license plate	additional side position light	stop light	assembly side	cable	W248DD				
						Schlemmer	TYCO	WASS	WAS7	
5 T/S/I/F/R	without	SM1		left	1773 DD L	1773 DD L SCHL	1773 DD L TYCO	x	1773 DD L WAS7	
				right	1773 DD P	1773 DD P SCHL	1773 DD P TYCO	x	1773 DD P WAS7	
	LPD	SM1		left	1778 DD L	1778 DD L SCHL	1778 DD L TYCO	x	1778 DD L WAS7	
				right	1778 DD P	1778 DD P SCHL	1778 DD P TYCO	x	1778 DD P WAS7	
4 T/S/I/F	without	SM1	left	1774 DD L	1774 DD L SCHL	1774 DD L TYCO	1774 DD L WASS	1774 DD L WAS7		
			right	1774 DD P	1774 DD P SCHL	1774 DD P TYCO	1774 DD P WASS	1774 DD P WAS7		
	LPD	SM1	left	1779 DD L	1779 DD L SCHL	1779 DD L TYCO	1779 DD L WASS	1779 DD L WAS7		
			right	1779 DD P	1779 DD P SCHL	1779 DD P TYCO	1779 DD P WASS	1779 DD P WAS7		
4 T/S/I/R	without	SM1	left	1775 DD L	1775 DD L SCHL	1775 DD L TYCO	1775 DD L WASS	1775 DD L WAS7		
			right	1775 DD P	1775 DD P SCHL	1775 DD P TYCO	1775 DD P WASS	1775 DD P WAS7		
	LPD	SM1	left	1780 DD L	1780 DD L SCHL	1780 DD L TYCO	1780 DD L WASS	1780 DD L WAS7		
			right	1780 DD P	1780 DD P SCHL	1780 DD P TYCO	1780 DD P WASS	1780 DD P WAS7		
3 T/S/I	without	SM1	variant 1	left	1776 DD L	1776 DD L SCHL	1776 DD L TYCO	1776 DD L WASS	1776 DD L WAS7	
				right	1776 DD P	1776 DD P SCHL	1776 DD P TYCO	1776 DD P WASS	1776 DD P WAS7	
			variant 2	left	1777 DD L	1777 DD L SCHL	1777 DD L TYCO	1777 DD L WASS	1777 DD L WAS7	
				right	1777 DD P	1777 DD P SCHL	1777 DD P TYCO	1777 DD P WASS	1777 DD P WAS7	
	LPD	SM1	variant 1	left	1781 DD L	1781 DD L SCHL	1781 DD L TYCO	1781 DD L WASS	1781 DD L WAS7	
				right	1781 DD P	1781 DD P SCHL	1781 DD P TYCO	1781 DD P WASS	1781 DD P WAS7	
			variant 2	left	1782 DD L	1782 DD L SCHL	1782 DD L TYCO	1782 DD L WASS	1782 DD L WAS7	
				right	1782 DD P	1782 DD P SCHL	1782 DD P TYCO	1782 DD P WASS	1782 DD P WAS7	

functions	optional lighting - license plate	additional side position light	stop light	assembly side	cable	W248				
						Schlemmer	TYCO	WASS	WAS7	
5 T/S/I/F/R	without	W48		left	1753 L	1753 L SCHL	1753 L TYCO	x	1753 L WAS7	
				right	1753 P	1753 P SCHL	1753 P TYCO	x	1753 P WAS7	
	LPD	W48		left	1758 L	1758 L SCHL	1758 L TYCO	x	1758 L WAS7	
				right	1758 P	1758 P SCHL	1758 P TYCO	x	1758 P WAS7	
4 T/S/I/F	without	W48	left	1754 L	1754 L SCHL	1754 L TYCO	1754 L WASS	1754 L WAS7		
			right	1754 P	1754 P SCHL	1754 P TYCO	1754 P WASS	1754 P WAS7		
	LPD	W48	left	1759 L	1759 L SCHL	1759 L TYCO	1759 L WASS	1759 L WAS7		
			right	1759 P	1759 P SCHL	1759 P TYCO	1759 P WASS	1759 P WAS7		
4 T/S/I/R	without	W48	left	1755 L	1755 L SCHL	1755 L TYCO	1755 L WASS	1755 L WAS7		
			right	1755 P	1755 P SCHL	1755 P TYCO	1755 P WASS	1755 P WAS7		
	LPD	W48	left	1760 L	1760 L SCHL	1760 L TYCO	1760 L WASS	1760 L WAS7		
			right	1760 P	1760 P SCHL	1760 P TYCO	1760 P WASS	1760 P WAS7		
3 T/S/I	without	W48	variant 1	left	1756 L	1756 L SCHL	1756 L TYCO	1756 L WASS	1756 L WAS7	
				right	1756 P	1756 P SCHL	1756 P TYCO	1756 P WASS	1756 P WAS7	
			variant 2	left	1757 L	1757 L SCHL	1757 L TYCO	1757 L WASS	1757 L WAS7	
				right	1757 P	1757 P SCHL	1757 P TYCO	1757 P WASS	1757 P WAS7	
	LPD	W48	variant 1	left	1761 L	1761 L SCHL	1761 L TYCO	1761 L WASS	1761 L WAS7	
				right	1761 P	1761 P SCHL	1761 P TYCO	1761 P WASS	1761 P WAS7	
			variant 2	left	1762 L	1762 L SCHL	1762 L TYCO	1762 L WASS	1762 L WAS7	
				right	1762 P	1762 P SCHL	1762 P TYCO	1762 P WASS	1762 P WAS7	



W248DD+W48

12V-24V IP6K9K

functions	optional lighting - license plate	additional side position light	stop light	assembly side	W248DD				
					cable	Schlemmer	TYCO	WASS	WAS7
5 T/S/I/F/R	without	W48		left	1783 DD L	1783 DD L SCHL	1783 DD L TYCO	x	1783 DD L WAS7
				right	1783 DD P	1783 DD P SCHL	1783 DD P TYCO	x	1783 DD P WAS7
	LPD	W48		left	1788 DD L	1788 DD L SCHL	1788 DD L TYCO	x	1788 DD L WAS7
				right	1788 DD P	1788 DD P SCHL	1788 DD P TYCO	x	1788 DD P WAS7
4 T/S/I/F	without	W48		left	1784 DD L	1784 DD L SCHL	1784 DD L TYCO	1784 DD L WASS	1784 DD L WAS7
				right	1784 DD P	1784 DD P SCHL	1784 DD P TYCO	1784 DD P WASS	1784 DD P WAS7
	LPD	W48		left	1789 DD L	1789 DD L SCHL	1789 DD L TYCO	1789 DD L WASS	1789 DD L WAS7
				right	1789 DD P	1789 DD P SCHL	1789 DD P TYCO	1789 DD P WASS	1789 DD P WAS7
4 T/S/I/R	without	W48		left	1785 DD L	1785 DD L SCHL	1785 DD L TYCO	1785 DD L WASS	1785 DD L WAS7
				right	1785 DD P	1785 DD P SCHL	1785 DD P TYCO	1785 DD P WASS	1785 DD P WAS7
	LPD	W48		left	1790 DD L	1790 DD L SCHL	1790 DD L TYCO	1790 DD L WASS	1790 DD L WAS7
				right	1790 DD P	1790 DD P SCHL	1790 DD P TYCO	1790 DD P WASS	1790 DD P WAS7
3 T/S/I	without	W48	variant 1	left	1786 DD L	1786 DD L SCHL	1786 DD L TYCO	1786 DD L WASS	1786 DD L WAS7
				right	1786 DD P	1786 DD P SCHL	1786 DD P TYCO	1786 DD P WASS	1786 DD P WAS7
			variant 2	left	1787 DD L	1787 DD L SCHL	1787 DD L TYCO	1787 DD L WASS	1787 DD L WAS7
				right	1787 DD P	1787 DD P SCHL	1787 DD P TYCO	1787 DD P WASS	1787 DD P WAS7
	LPD	W48	variant 1	left	1791 DD L	1791 DD L SCHL	1791 DD L TYCO	1791 DD L WASS	1791 DD L WAS7
				right	1791 DD P	1791 DD P SCHL	1791 DD P TYCO	1791 DD P WASS	1791 DD P WAS7
			variant 2	left	1792 DD L	1792 DD L SCHL	1792 DD L TYCO	1792 DD L WASS	1792 DD L WAS7
				right	1792 DD P	1792 DD P SCHL	1792 DD P TYCO	1792 DD P WASS	1792 DD P WAS7

Technical Details

Approval E2O: R3, R4, R6, R7, R10, R23, R38, R91, R148

Cable: 195cm

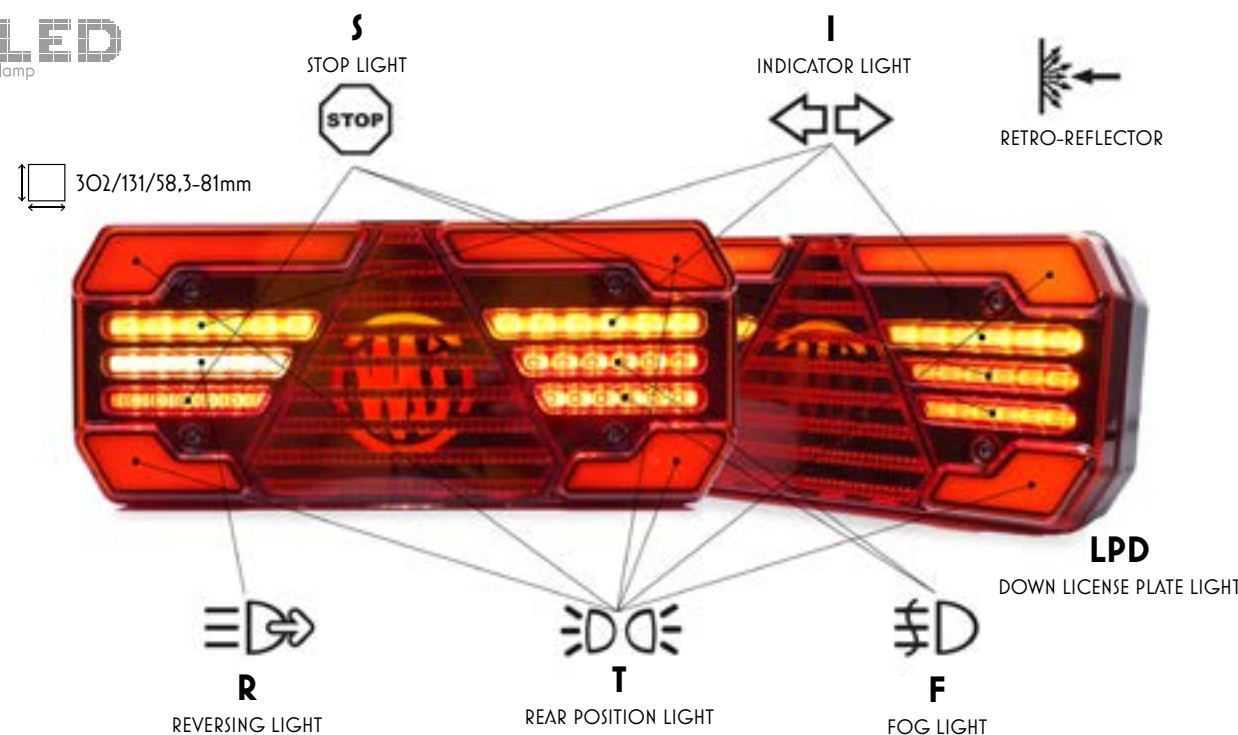
IP class: IP6K9K

Power consumption	12V	24V
position light:	max. 5,5W	
stop light:	max. 5W	
direction indicator light:	max. 21W	
dynamic indicator light:	max. 21W	
reverse light:	max. 6W	
fog light:	max. 5W	
numberplate light:	0,8W	1,7W

12V-24V IP6K9K

W249DD

LED lamp



functions	optional lighting - license plate	additional side position light	stop light	assembly side	W249				
					cable	Schlemmer	TYCO	WASS	WAS7
5 T/S/I/F/R	without	without		left	1793 L	1793 L SCHL	1793 L TYCO	x	1793 L WAS7
				right	1793 P	1793 P SCHL	1793 P TYCO	x	1793 P WAS7
	LPD	without		left	1798 L	1798 L SCHL	1798 L TYCO	x	1798 L WAS7
				right	1798 P	1798 P SCHL	1798 P TYCO	x	1798 P WAS7
4 T/S/I/F	without	without		left	1794 L	1794 L SCHL	1794 L TYCO	1794 L WASS	1794 L WAS7
				right	1794 P	1794 P SCHL	1794 P TYCO	1794 P WASS	1794 P WAS7
	LPD	without		left	1799 L	1799 L SCHL	1799 L TYCO	1799 L WASS	1799 L WAS7
				right	1799 P	1799 P SCHL	1799 P TYCO	1799 P WASS	1799 P WAS7
4 T/S/I/R	without	without		left	1795 L	1795 L SCHL	1795 L TYCO	1795 L WASS	1795 L WAS7
				right	1795 P	1795 P SCHL	1795 P TYCO	1795 P WASS	1795 P WAS7
	LPD	without		left	1800 L	1800 L SCHL	1800 L TYCO	1800 L WASS	1800 L WAS7
				right	1800 P	1800 P SCHL	1800 P TYCO	1800 P WASS	1800 P WAS7
3 T/S/I	without	without	variant 1	universal	1796 L/P	1796 L/P SCHL	1796 L/P TYCO	1796 L/P WASS	1796 L/P WAS7
				left	1797 L	1797 L SCHL	1797 L TYCO	1797 L WASS	1797 L WAS7
			variant 2	right	1797 P	1797 P SCHL	1797 P TYCO	1797 P WASS	1797 P WAS7
				universal	1801 L/P	1801 L/P SCHL	1801 L/P TYCO	1801 L/P WASS	1801 L/P WAS7
	LPD	without	variant 2	left	1802 L	1802 L SCHL	1802 L TYCO	1802 L WASS	1802 L WAS7
				right	1802 P	1802 P SCHL	1802 P TYCO	1802 P WASS	1802 P WAS7



W249DD

12V-24V IP6K9K


5 lights
(T/S/I/F/R)




4 lights
(T/S/I/F)




4 lights
(T/S/I/R)



3 lights
(T/S/I) variant 1



3 lights
(T/S/I) variant 2

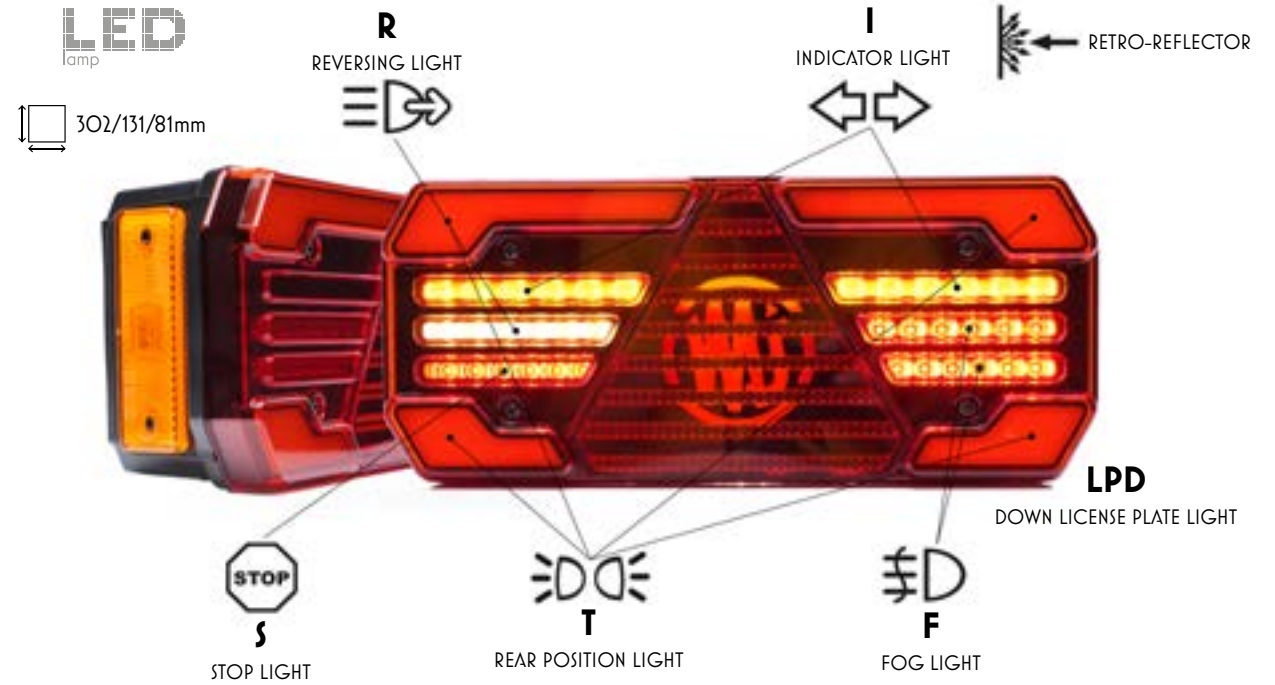


functions	optional lighting - license plate	additional side position light	stop light	assembly side	W249DD				
					cable	Schlemmer	TYCO	WASS	WAS7
5 T/S/I/F/R	without	without		left	1823 DD L	1823 DD L SCHL	1823 DD L TYCO	x	1823 DD L WAS7
				right	1823 DD P	1823 DD P SCHL	1823 DD P TYCO	x	1823 DD P WAS7
	LPD	without	left	1828 DD L	1828 DD L SCHL	1828 DD L TYCO	x	1828 DD L WAS7	
			right	1828 DD P	1828 DD P SCHL	1828 DD P TYCO	x	1828 DD P WAS7	
4 T/S/I/F	without	without		left	1824 DD L	1824 DD L SCHL	1824 DD L TYCO	1824 DD L WASS	1824 DD L WAS7
				right	1824 DD P	1824 DD P SCHL	1824 DD P TYCO	1824 DD P WASS	1824 DD P WAS7
	LPD	without	left	1829 DD L	1829 DD L SCHL	1829 DD L TYCO	1829 DD L WASS	1829 DD L WAS7	
			right	1829 DD P	1829 DD P SCHL	1829 DD P TYCO	1829 DD P WASS	1829 DD P WAS7	
4 T/S/I/R	without	without		left	1825 DD L	1825 DD L SCHL	1825 DD L TYCO	1825 DD L WASS	1825 DD L WAS7
				right	1825 DD P	1825 DD P SCHL	1825 DD P TYCO	1825 DD P WASS	1825 DD P WAS7
	LPD	without	left	1830 DD L	1830 DD L SCHL	1830 DD L TYCO	1830 DD L WASS	1830 DD L WAS7	
			right	1830 DD P	1830 DD P SCHL	1830 DD P TYCO	1830 DD P WASS	1830 DD P WAS7	
3 T/S/I	without	without	variant 1	left	1826 DD L	1826 DD L SCHL	1826 DD L TYCO	1826 DD L WASS	1826 DD L WAS7
				right	1826 DD P	1826 DD P SCHL	1826 DD P TYCO	1826 DD P WASS	1826 DD P WAS7
			variant 2	left	1827 DD L	1827 DD L SCHL	1827 DD L TYCO	1827 DD L WASS	1827 DD L WAS7
				right	1827 DD P	1827 DD P SCHL	1827 DD P TYCO	1827 DD P WASS	1827 DD P WAS7
	LPD	without	variant 1	left	1831 DD L	1831 DD L SCHL	1831 DD L TYCO	1831 DD L WASS	1831 DD L WAS7
				right	1831 DD P	1831 DD P SCHL	1831 DD P TYCO	1831 DD P WASS	1831 DD P WAS7
			variant 2	left	1832 DD L	1832 DD L SCHL	1832 DD L TYCO	1832 DD L WASS	1832 DD L WAS7
				right	1832 DD P	1832 DD P SCHL	1832 DD P TYCO	1832 DD P WASS	1832 DD P WAS7



W249DD+SM1

12V-24V IP6K9K

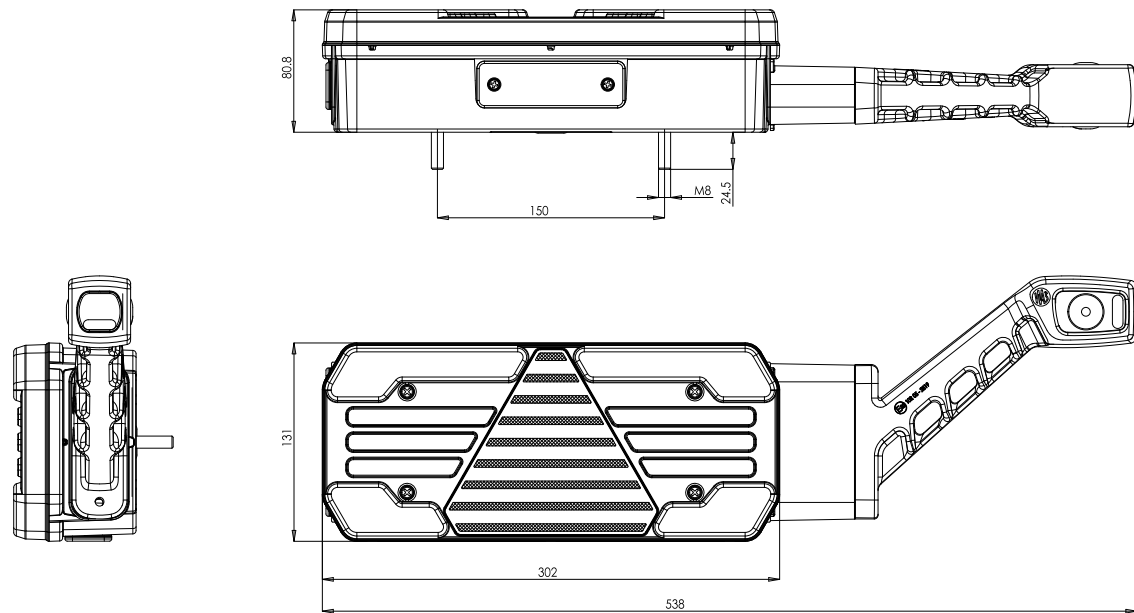


functions	optional lighting - license plate	additional side position light	stop light	assembly side	W249				
					cable	Schlemmer	TYCO	WASS	WAS7
5 T/S/I/F/R	without	SM1		left	1803 L	1803 L SCHL	1803 L TYCO	x	1803 L WAS7
				right	1803 P	1803 P SCHL	1803 P TYCO	x	1803 P WAS7
	LPD	SM1	left	1808 L	1808 L SCHL	1808 L TYCO	x	1808 L WAS7	
			right	1808 P	1808 P SCHL	1808 P TYCO	x	1808 P WAS7	
4 T/S/I/F	without	SM1		left	1804 L	1804 L SCHL	1804 L TYCO	1804 L WASS	1804 L WAS7
				right	1804 P	1804 P SCHL	1804 P TYCO	1804 P WASS	1804 P WAS7
	LPD	SM1	left	1809 L	1809 L SCHL	1809 L TYCO	1809 L WASS	1809 L WAS7	
			right	1809 P	1809 P SCHL	1809 P TYCO	1809 P WASS	1809 P WAS7	
4 T/S/I/R	without	SM1		left	1805 L	1805 L SCHL	1805 L TYCO	1805 L WASS	1805 L WAS7
				right	1805 P	1805 P SCHL	1805 P TYCO	1805 P WASS	1805 P WAS7
	LPD	SM1	left	1810 L	1810 L SCHL	1810 L TYCO	1810 L WASS	1810 L WAS7	
			right	1810 P	1810 P SCHL	1810 P TYCO	1810 P WASS	1810 P WAS7	
3 T/S/I	without	SM1	variant 1	left	1806 L	1806 L SCHL	1806 L TYCO	1806 L WASS	1806 L WAS7
				right	1806 P	1806 P SCHL	1806 P TYCO	1806 P WASS	1806 P WAS7
			variant 2	left	1807 L	1807 L SCHL	1807 L TYCO	1807 L WASS	1807 L WAS7
				right	1807 P	1807 P SCHL	1807 P TYCO	1807 P WASS	1807 P WAS7
	LPD	SM1	variant 1	left	1811 L	1811 L SCHL	1811 L TYCO	1811 L WASS	1811 L WAS7
				right	1811 P	1811 P SCHL	1811 P TYCO	1811 P WASS	1811 P WAS7
			variant 2	left	1812 L	1812 L SCHL	1812 L TYCO	1812 L WASS	1812 L WAS7
				right	1812 P	1812 P SCHL	1812 P TYCO	1812 P WASS	1812 P WAS7



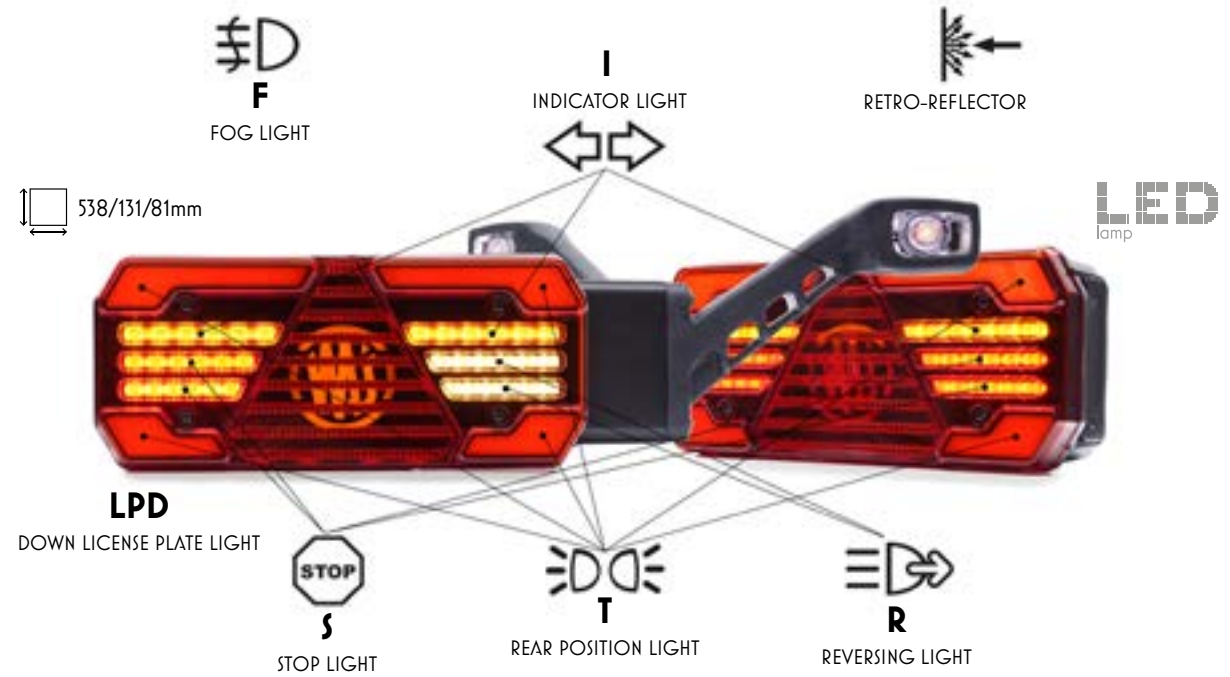
W249DD+SM1

12V-24V IP6K9K



12V-24V IP6K9K

W249DD+W48



functions	optional lighting - license plate	additional side position light	stop light	assembly side	W249DD				
					cable	Schlemmer	TYCO	WASS	WAS7
5 T/S/I/F/R	without	SM1		left	1833 DD L	1833 DD L SCHL	1833 DD L TYCO	x	1833 DD L WAS7
				right	1833 DD P	1833 DD P SCHL	1833 DD P TYCO	x	1833 DD P WAS7
	LPD	SM1		left	1838 DD L	1838 DD L SCHL	1838 DD L TYCO	x	1838 DD L WAS7
				right	1838 DD P	1838 DD P SCHL	1838 DD P TYCO	x	1838 DD P WAS7
4 T/S/I/F	without	SM1		left	1834 DD L	1834 DD L SCHL	1834 DD L TYCO	1834 DD L WASS	1834 DD L WAS7
				right	1834 DD P	1834 DD P SCHL	1834 DD P TYCO	1834 DD P WASS	1834 DD P WAS7
	LPD	SM1		left	1839 DD L	1839 DD L SCHL	1839 DD L TYCO	1839 DD L WASS	1839 DD L WAS7
				right	1839 DD P	1839 DD P SCHL	1839 DD P TYCO	1839 DD P WASS	1839 DD P WAS7
4 T/S/I/R	without	SM1		left	1835 DD L	1835 DD L SCHL	1835 DD L TYCO	1835 DD L WASS	1835 DD L WAS7
				right	1835 DD P	1835 DD P SCHL	1835 DD P TYCO	1835 DD P WASS	1835 DD P WAS7
	LPD	SM1		left	1840 DD L	1840 DD L SCHL	1840 DD L TYCO	1840 DD L WASS	1840 DD L WAS7
				right	1840 DD P	1840 DD P SCHL	1840 DD P TYCO	1840 DD P WASS	1840 DD P WAS7
3 T/S/I	without	SM1	variant 1	left	1836 DD L	1836 DD L SCHL	1836 DD L TYCO	1836 DD L WASS	1836 DD L WAS7
				right	1836 DD P	1836 DD P SCHL	1836 DD P TYCO	1836 DD P WASS	1836 DD P WAS7
			variant 2	left	1837 DD L	1837 DD L SCHL	1837 DD L TYCO	1837 DD L WASS	1837 DD L WAS7
				right	1837 DD P	1837 DD P SCHL	1837 DD P TYCO	1837 DD P WASS	1837 DD P WAS7
	LPD	SM1	variant 1	left	1841 DD L	1841 DD L SCHL	1841 DD L TYCO	1841 DD L WASS	1841 DD L WAS7
				right	1841 DD P	1841 DD P SCHL	1841 DD P TYCO	1841 DD P WASS	1841 DD P WAS7
			variant 2	left	1842 DD L	1842 DD L SCHL	1842 DD L TYCO	1842 DD L WASS	1842 DD L WAS7
				right	1842 DD P	1842 DD P SCHL	1842 DD P TYCO	1842 DD P WASS	1842 DD P WAS7

functions	optional lighting - license plate	additional side position light	stop light	assembly side	W249				
					cable	Schlemmer	TYCO	WASS	WAS7
5 T/S/I/F/R	without	W48		left	1813 L	1813 L SCHL	1813 L TYCO	x	1813 L WAS7
				right	1813 P	1813 P SCHL	1813 P TYCO	x	1813 P WAS7
	LPD	W48		left	1818 L	1818 L SCHL	1818 L TYCO	x	1818 L WAS7
				right	1818 P	1818 P SCHL	1818 P TYCO	x	1818 P WAS7
4 T/S/I/F	without	W48		left	1814 L	1814 L SCHL	1814 L TYCO	1814 L WASS	1814 L WAS7
				right	1814 P	1814 P SCHL	1814 P TYCO	1814 P WASS	1814 P WAS7
	LPD	W48		left	1819 L	1819 L SCHL	1819 L TYCO	1819 L WASS	1819 L WAS7
				right	1819 P	1819 P SCHL	1819 P TYCO	1819 P WASS	1819 P WAS7
4 T/S/I/R	without	W48		left	1815 L	1815 L SCHL	1815 L TYCO	1815 L WASS	1815 L WAS7
				right	1815 P	1815 P SCHL	1815 P TYCO	1815 P WASS	1815 P WAS7
	LPD	W48		left	1820 L	1820 L SCHL	1820 L TYCO	1820 L WASS	1820 L WAS7
				right	1820 P	1820 P SCHL	1820 P TYCO	1820 P WASS	1820 P WAS7
3 T/S/I	without	W48	variant 1	left	1816 L	1816 L SCHL	1816 L TYCO	1816 L WASS	1816 L WAS7
				right	1816 P	1816 P SCHL	1816 P TYCO	1816 P WASS	1816 P WAS7
			variant 2	left	1817 L	1817 L SCHL	1817 L TYCO	1817 L WASS	1817 L WAS7
				right	1817 P	1817 P SCHL	1817 P TYCO	1817 P WASS	1817 P WAS7
	LPD	W48	variant 1	left	1821 L	1821 L SCHL	1821 L TYCO	1821 L WASS	1821 L WAS7
				right	1821 P	1821 P SCHL	1821 P TYCO	1821 P WASS	1821 P WAS7
			variant 2	left	1822 L	1822 L SCHL	1822 L TYCO	1822 L WASS	1822 L WAS7
				right	1822 P	1822 P SCHL	1822 P TYCO	1822 P WASS	1822 P WAS7



W249DD+W48

12V-24V IP6K9K

functions	optional lighting - license plate	additional side position light	stop light	assembly side	W249DD				
					cable	Schlemmer	TYCO	WASS	WAS7
5 T/S/I/F/R	without	W48		left	1843 DD L	1843 DD L SCHL	1843 DD L TYCO	x	1843 DD L WAS7
				right	1843 DD P	1843 DD P SCHL	1843 DD P TYCO	x	1843 DD P WAS7
	LPD	W48		left	1848 DD L	1848 DD L SCHL	1848 DD L TYCO	x	1848 DD L WAS7
				right	1848 DD P	1848 DD P SCHL	1848 DD P TYCO	x	1848 DD P WAS7
4 T/S/I/F	without	W48		left	1844 DD L	1844 DD L SCHL	1844 DD L TYCO	1844 DD L WASS	1844 DD L WAS7
				right	1844 DD P	1844 DD P SCHL	1844 DD P TYCO	1844 DD P WASS	1844 DD P WAS7
	LPD	W48		left	1849 DD L	1849 DD L SCHL	1849 DD L TYCO	1849 DD L WASS	1849 DD L WAS7
				right	1849 DD P	1849 DD P SCHL	1849 DD P TYCO	1849 DD P WASS	1849 DD P WAS7
4 T/S/I/R	without	W48		left	1845 DD L	1845 DD L SCHL	1845 DD L TYCO	1845 DD L WASS	1845 DD L WAS7
				right	1845 DD P	1845 DD P SCHL	1845 DD P TYCO	1845 DD P WASS	1845 DD P WAS7
	LPD	W48		left	1850 DD L	1850 DD L SCHL	1850 DD L TYCO	1850 DD L WASS	1850 DD L WAS7
				right	1850 DD P	1850 DD P SCHL	1850 DD P TYCO	1850 DD P WASS	1850 DD P WAS7
3 T/S/I	without	W48	variant 1	left	1846 DD L	1846 DD L SCHL	1846 DD L TYCO	1846 DD L WASS	1846 DD L WAS7
				right	1846 DD P	1846 DD P SCHL	1846 DD P TYCO	1846 DD P WASS	1846 DD P WAS7
			variant 2	left	1847 DD L	1847 DD L SCHL	1847 DD L TYCO	1847 DD L WASS	1847 DD L WAS7
				right	1847 DD P	1847 DD P SCHL	1847 DD P TYCO	1847 DD P WASS	1847 DD P WAS7
	LPD	W48	variant 1	left	1851 DD L	1851 DD L SCHL	1851 DD L TYCO	1851 DD L WASS	1851 DD L WAS7
				right	1851 DD P	1851 DD P SCHL	1851 DD P TYCO	1851 DD P WASS	1851 DD P WAS7
			variant 2	left	1852 DD L	1852 DD L SCHL	1852 DD L TYCO	1852 DD L WASS	1852 DD L WAS7
				right	1852 DD P	1852 DD P SCHL	1852 DD P TYCO	1852 DD P WASS	1852 DD P WAS7

Technical Details

Approval E2O: R3, R4, R6, R7, R10, R23, R38, R91, R148

Cable: 195cm

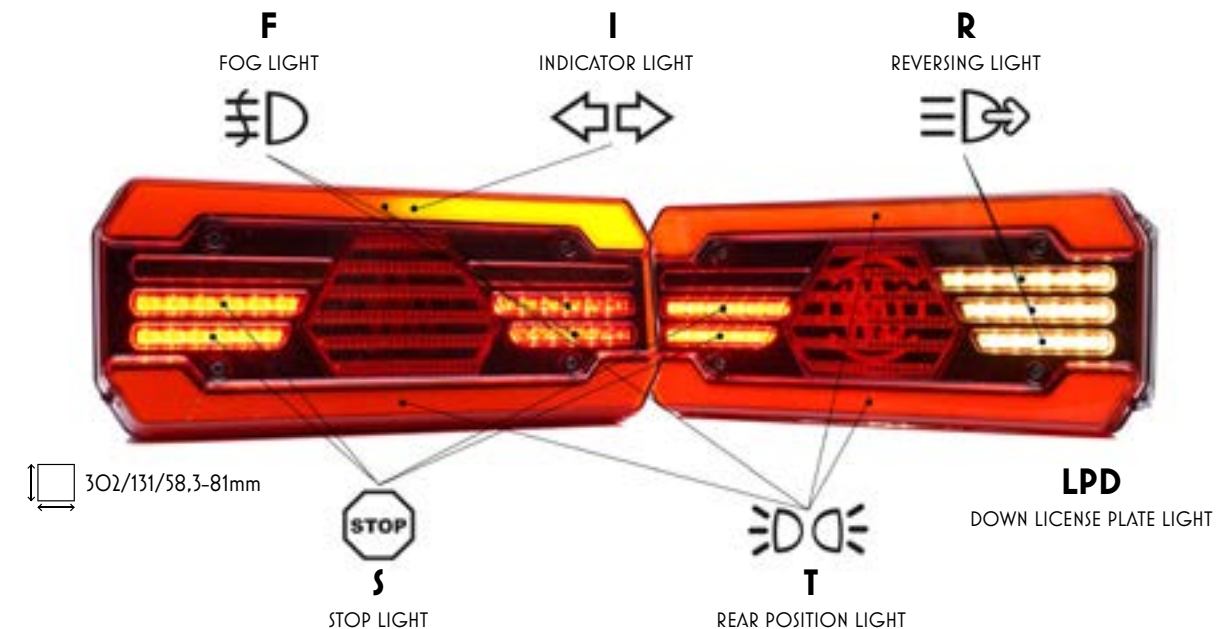
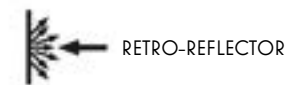
IP class: IP6K9K

Power consumption	12V	24V
position light:	max. 5,5W	
stop light:	max. 6W	
direction indicator light:	max. 21W	
dynamic indicator light:	max. 21W	
reverse light:	max. 6W	
fog light:	max. 5W	
numberplate light:	0,8W	1,7W

12V-24V IP6K9K

W250DD

LED lamp




functions	optional lighting - license plate	additional side position light	stop light	assembly side	W250				
					cable	Schlemmer	TYCO	WASS	WAS7
5 T/S/I/F/R	without	without		left	1853 L	1853 L SCHL	1853 L TYCO	x	1853 L WAS7
				right	1853 P	1853 P SCHL	1853 P TYCO	x	1853 P WAS7
	LPD	without		left	1858 L	1858 L SCHL	1858 L TYCO	x	1858 L WAS7
				right	1858 P	1858 P SCHL	1858 P TYCO	x	1858 P WAS7
4 T/S/I/F	without	without		left	1854 L	1854 L SCHL	1854 L TYCO	1854 L WASS	1854 L WAS7
				right	1854 P	1854 P SCHL	1854 P TYCO	1854 P WASS	1854 P WAS7
	LPD	without		left	1859 L	1859 L SCHL	1859 L TYCO	1859 L WASS	1859 L WAS7
				right	1859 P	1859 P SCHL	1859 P TYCO	1859 P WASS	1859 P WAS7
4 T/S/I/R	without	without		left	1855 L	1855 L SCHL	1855 L TYCO	1855 L WASS	1855 L WAS7
				right	1855 P	1855 P SCHL	1855 P TYCO	1855 P WASS	1855 P WAS7
	LPD	without		left	1860 L	1860 L SCHL	1860 L TYCO	1860 L WASS	1860 L WAS7
				right	1860 P	1860 P SCHL	1860 P TYCO	1860 P WASS	1860 P WAS7
3 T/S/I	without	without	variant 1	universal	1856 L/P	1856 L/P SCHL	1856 L/P TYCO	1856 L/P WASS	1856 L/P WAS7
				variant 2	left	1857 L	1857 L SCHL	1857 L TYCO	1857 L WASS
			variant 2	right	1857 P	1857 P SCHL	1857 P TYCO	1857 P WASS	1857 P WAS7
				variant 1	universal	1861 L/P	1861 L/P SCHL	1861 L/P TYCO	1861 L/P WASS
	LPD	without	variant 2	left	1862 L	1862 L SCHL	1862 L TYCO	1862 L WASS	1862 L WAS7
				right	1862 P	1862 P SCHL	1862 P TYCO	1862 P WASS	1862 P WAS7




W250DD

12V-24V IP6K9K


5 lights
(T/S/I/F/R)



4 lights
(T/S/I/F)




4 lights
(T/S/I/R)



3 lights
(T/S/I) variant 1



3 lights
(T/S/I) variant 2



functions	optional lighting - license plate	additional side position light	stop light	assembly side	W250DD				
					cable	Schlemmer	TYCO	WASS	WAS7
5 T/S/I/F/R	without	without		left	1883 DD L	1883 DD L SCHL	1883 DD L TYCO	x	1883 DD L WAS7
				right	1883 DD P	1883 DD P SCHL	1883 DD P TYCO	x	1883 DD P WAS7
	LPD	without		left	1888 DD L	1888 DD L SCHL	1888 DD L TYCO	x	1888 DD L WAS7
				right	1888 DD P	1888 DD P SCHL	1888 DD P TYCO	x	1888 DD P WAS7
4 T/S/I/F	without	without	left	1884 DD L	1884 DD L SCHL	1884 DD L TYCO	1884 DD L WASS	1884 DD L WAS7	
			right	1884 DD P	1884 DD P SCHL	1884 DD P TYCO	1884 DD P WASS	1884 DD P WAS7	
	LPD	without	left	1889 DD L	1889 DD L SCHL	1889 DD L TYCO	1889 DD L WASS	1889 DD L WAS7	
			right	1889 DD P	1889 DD P SCHL	1889 DD P TYCO	1889 DD P WASS	1889 DD P WAS7	
4 T/S/I/R	without	without	left	1885 DD L	1885 DD L SCHL	1885 DD L TYCO	1885 DD L WASS	1885 DD L WAS7	
			right	1885 DD P	1885 DD P SCHL	1885 DD P TYCO	1885 DD P WASS	1885 DD P WAS7	
	LPD	without	left	1890 DD L	1890 DD L SCHL	1890 DD L TYCO	1890 DD L WASS	1890 DD L WAS7	
			right	1890 DD P	1890 DD P SCHL	1890 DD P TYCO	1890 DD P WASS	1890 DD P WAS7	
3 T/S/I	without	without	variant 1	left	1886 DD L	1886 DD L SCHL	1886 DD L TYCO	1886 DD L WASS	1886 DD L WAS7
				right	1886 DD P	1886 DD P SCHL	1886 DD P TYCO	1886 DD P WASS	1886 DD P WAS7
			variant 2	left	1887 DD L	1887 DD L SCHL	1887 DD L TYCO	1887 DD L WASS	1887 DD L WAS7
				right	1887 DD P	1887 DD P SCHL	1887 DD P TYCO	1887 DD P WASS	1887 DD P WAS7
	LPD	without	variant 1	left	1891 DD L	1891 DD L SCHL	1891 DD L TYCO	1891 DD L WASS	1891 DD L WAS7
				right	1891 DD P	1891 DD P SCHL	1891 DD P TYCO	1891 DD P WASS	1891 DD P WAS7
			variant 2	left	1892 DD L	1892 DD L SCHL	1892 DD L TYCO	1892 DD L WASS	1892 DD L WAS7
				right	1892 DD P	1892 DD P SCHL	1892 DD P TYCO	1892 DD P WASS	1892 DD P WAS7

12V-24V IP6K9K
RETRO-REFLECTOR

W250DD+SM1

F
FOG LIGHT
£D

I
INDICATOR LIGHT
↔

R
REVERSING LIGHT
⇒

LED lamp

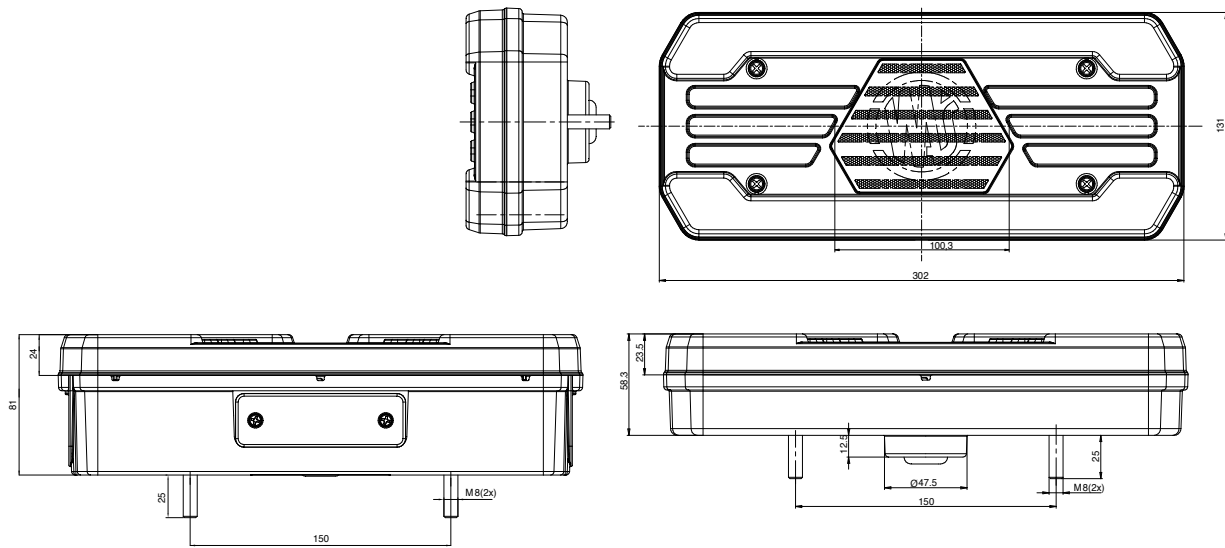


functions	optional lighting - license plate	additional side position light	stop light	assembly side	W250				
					cable	Schlemmer	TYCO	WASS	WAS7
5 T/S/I/F/R	without	SM1		left	1863 L	1863 L SCHL	1863 L TYCO	x	1863 L WAS7
				right	1863 P	1863 P SCHL	1863 P TYCO	x	1863 P WAS7
	LPD	SM1		left	1868 L	1868 L SCHL	1868 L TYCO	x	1868 L WAS7
				right	1868 P	1868 P SCHL	1868 P TYCO	x	1868 P WAS7
4 T/S/I/F	without	SM1	left	1864 L	1864 L SCHL	1864 L TYCO	1864 L WASS	1864 L WAS7	
			right	1864 P	1864 P SCHL	1864 P TYCO	1864 P WASS	1864 P WAS7	
	LPD	SM1	left	1869 L	1869 L SCHL	1869 L TYCO	1869 L WASS	1869 L WAS7	
			right	1869 P	1869 P SCHL	1869 P TYCO	1869 P WASS	1869 P WAS7	
4 T/S/I/R	without	SM1	left	1865 L	1865 L SCHL	1865 L TYCO	1865 L WASS	1865 L WAS7	
			right	1865 P	1865 P SCHL	1865 P TYCO	1865 P WASS	1865 P WAS7	
	LPD	SM1	left	1870 L	1870 L SCHL	1870 L TYCO	1870 L WASS	1870 L WAS7	
			right	1870 P	1870 P SCHL	1870 P TYCO	1870 P WASS	1870 P WAS7	
3 T/S/I	without	SM1	variant 1	left	1866 L	1866 L SCHL	1866 L TYCO	1866 L WASS	1866 L WAS7
				right	1866 P	1866 P SCHL	1866 P TYCO	1866 P WASS	1866 P WAS7
			variant 2	left	1867 L	1867 L SCHL	1867 L TYCO	1867 L WASS	1867 L WAS7
				right	1867 P	1867 P SCHL	1867 P TYCO	1867 P WASS	1867 P WAS7
	LPD	SM1	variant 1	left	1871 L	1871 L SCHL	1871 L TYCO	1871 L WASS	1871 L WAS7
				right	1871 P	1871 P SCHL	1871 P TYCO	1871 P WASS	1871 P WAS7
			variant 2	left	1872 L	1872 L SCHL	1872 L TYCO	1872 L WASS	1872 L WAS7
				right	1872 P	1872 P SCHL	1872 P TYCO	1872 P WASS	1872 P WAS7



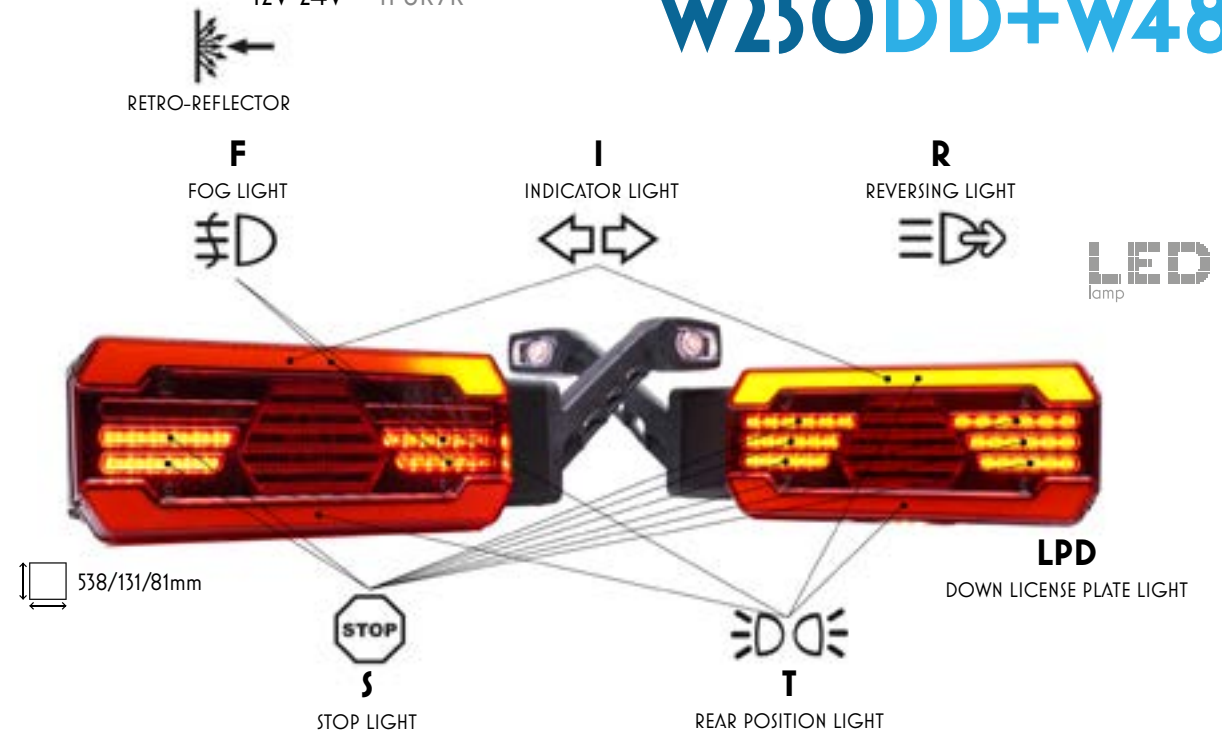
W250DD+SM1

12V-24V IP6K9K



W250DD+W48

12V-24V IP6K9K



functions	optional lighting - license plate	additional side position light	stop light	assembly side	W250DD				
					cable	Schlemmer	TYCO	WASS	WAS7
5 T/S/I/F/R	without	SM1		left	1893 DD L	1893 DD L SCHL	1893 DD L TYCO	x	1893 DD L WAS7
				right	1893 DD P	1893 DD P SCHL	1893 DD P TYCO	x	1893 DD P WAS7
	LPD	SM1		left	1898 DD L	1898 DD L SCHL	1898 DD L TYCO	x	1898 DD L WAS7
				right	1898 DD P	1898 DD P SCHL	1898 DD P TYCO	x	1898 DD P WAS7
4 T/S/I/F	without	SM1	left	1894 DD L	1894 DD L SCHL	1894 DD L TYCO	1894 DD L WASS	1894 DD L WAS7	
			right	1894 DD P	1894 DD P SCHL	1894 DD P TYCO	1894 DD P WASS	1894 DD P WAS7	
	LPD	SM1	left	1899 DD L	1899 DD L SCHL	1899 DD L TYCO	1899 DD L WASS	1899 DD L WAS7	
			right	1899 DD P	1899 DD P SCHL	1899 DD P TYCO	1899 DD P WASS	1899 DD P WAS7	
4 T/S/I/R	without	SM1	left	1895 DD L	1895 DD L SCHL	1895 DD L TYCO	1895 DD L WASS	1895 DD L WAS7	
			right	1895 DD P	1895 DD P SCHL	1895 DD P TYCO	1895 DD P WASS	1895 DD P WAS7	
	LPD	SM1	left	1900 DD L	1900 DD L SCHL	1900 DD L TYCO	1900 DD L WASS	1900 DD L WAS7	
			right	1900 DD P	1900 DD P SCHL	1900 DD P TYCO	1900 DD P WASS	1900 DD P WAS7	
3 T/S/I	without	SM1	variant 1	left	1896 DD L	1896 DD L SCHL	1896 DD L TYCO	1896 DD L WASS	1896 DD L WAS7
				right	1896 DD P	1896 DD P SCHL	1896 DD P TYCO	1896 DD P WASS	1896 DD P WAS7
			variant 2	left	1897 DD L	1897 DD L SCHL	1897 DD L TYCO	1897 DD L WASS	1897 DD L WAS7
				right	1897 DD P	1897 DD P SCHL	1897 DD P TYCO	1897 DD P WASS	1897 DD P WAS7
	LPD	SM1	variant 1	left	1901 DD L	1901 DD L SCHL	1901 DD L TYCO	1901 DD L WASS	1901 DD L WAS7
				right	1901 DD P	1901 DD P SCHL	1901 DD P TYCO	1901 DD P WASS	1901 DD P WAS7
			variant 2	left	1902 DD L	1902 DD L SCHL	1902 DD L TYCO	1902 DD L WASS	1902 DD L WAS7
				right	1902 DD P	1902 DD P SCHL	1902 DD P TYCO	1902 DD P WASS	1902 DD P WAS7

functions	optional lighting - license plate	additional side position light	stop light	assembly side	W250				
					cable	Schlemmer	TYCO	WASS	WAS7
5 T/S/I/F/R	without	W48		left	1873 L	1873 L SCHL	1873 L TYCO	x	1873 L WAS7
				right	1873 P	1873 P SCHL	1873 P TYCO	x	1873 P WAS7
	LPD	W48		left	1878 L	1878 L SCHL	1878 L TYCO	x	1878 L WAS7
				right	1878 P	1878 P SCHL	1878 P TYCO	x	1878 P WAS7
4 T/S/I/F	without	W48	left	1874 L	1874 L SCHL	1874 L TYCO	1874 L WASS	1874 L WAS7	
			right	1874 P	1874 P SCHL	1874 P TYCO	1874 P WASS	1874 P WAS7	
	LPD	W48	left	1879 L	1879 L SCHL	1879 L TYCO	1879 L WASS	1879 L WAS7	
			right	1879 P	1879 P SCHL	1879 P TYCO	1879 P WASS	1879 P WAS7	
4 T/S/I/R	without	W48	left	1875 L	1875 L SCHL	1875 L TYCO	1875 L WASS	1875 L WAS7	
			right	1875 P	1875 P SCHL	1875 P TYCO	1875 P WASS	1875 P WAS7	
	LPD	W48	left	1880 L	1880 L SCHL	1880 L TYCO	1880 L WASS	1880 L WAS7	
			right	1880 P	1880 P SCHL	1880 P TYCO	1880 P WASS	1880 P WAS7	
3 T/S/I	without	W48	variant 1	left	1876 L	1876 L SCHL	1876 L TYCO	1876 L WASS	1876 L WAS7
				right	1876 P	1876 P SCHL	1876 P TYCO	1876 P WASS	1876 P WAS7
			variant 2	left	1877 L	1877 L SCHL	1877 L TYCO	1877 L WASS	1877 L WAS7
				right	1877 P	1877 P SCHL	1877 P TYCO	1877 P WASS	1877 P WAS7
	LPD	W48	variant 1	left	1881 L	1881 L SCHL	1881 L TYCO	1881 L WASS	1881 L WAS7
				right	1881 P	1881 P SCHL	1881 P TYCO	1881 P WASS	1881 P WAS7
			variant 2	left	1882 L	1882 L SCHL	1882 L TYCO	1882 L WASS	1882 L WAS7
				right	1882 P	1882 P SCHL	1882 P TYCO	1882 P WASS	1882 P WAS7



W250DD+W48

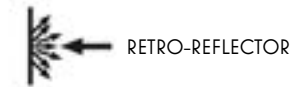
12V-24V IP6K9K

functions	optional lighting - license plate	additional side position light	stop light	assembly side	W250DD				
					cable	Schlemmer	TYCO	WASS	WAS7
5 T/S/I/F/R	without	W48		left	1903 DD L	1903 DD L SCHL	1903 DD L TYCO	x	1903 DD L WAS7
				right	1903 DD P	1903 DD P SCHL	1903 DD P TYCO	x	1903 DD P WAS7
	LPD	W48		left	1908 DD L	1908 DD L SCHL	1908 DD L TYCO	x	1908 DD L WAS7
				right	1908 DD P	1908 DD P SCHL	1908 DD P TYCO	x	1908 DD P WAS7
4 T/S/I/F	without	W48		left	1904 DD L	1904 DD L SCHL	1904 DD L TYCO	1904 DD L WASS	1904 DD L WAS7
				right	1904 DD P	1904 DD P SCHL	1904 DD P TYCO	1904 DD P WASS	1904 DD P WAS7
	LPD	W48		left	1909 DD L	1909 DD L SCHL	1909 DD L TYCO	1909 DD L WASS	1909 DD L WAS7
				right	1909 DD P	1909 DD P SCHL	1909 DD P TYCO	1909 DD P WASS	1909 DD P WAS7
4 T/S/I/R	without	W48		left	1905 DD L	1905 DD L SCHL	1905 DD L TYCO	1905 DD L WASS	1905 DD L WAS7
				right	1905 DD P	1905 DD P SCHL	1905 DD P TYCO	1905 DD P WASS	1905 DD P WAS7
	LPD	W48		left	1910 DD L	1910 DD L SCHL	1910 DD L TYCO	1910 DD L WASS	1910 DD L WAS7
				right	1910 DD P	1910 DD P SCHL	1910 DD P TYCO	1910 DD P WASS	1910 DD P WAS7
3 T/S/I	without	W48	variant 1	left	1906 DD L	1906 DD L SCHL	1906 DD L TYCO	1906 DD L WASS	1906 DD L WAS7
				right	1906 DD P	1906 DD P SCHL	1906 DD P TYCO	1906 DD P WASS	1906 DD P WAS7
			variant 2	left	1907 DD L	1907 DD L SCHL	1907 DD L TYCO	1907 DD L WASS	1907 DD L WAS7
				right	1907 DD P	1907 DD P SCHL	1907 DD P TYCO	1907 DD P WASS	1907 DD P WAS7
	LPD	W48	variant 1	left	1911 DD L	1911 DD L SCHL	1911 DD L TYCO	1911 DD L WASS	1911 DD L WAS7
				right	1911 DD P	1911 DD P SCHL	1911 DD P TYCO	1911 DD P WASS	1911 DD P WAS7
			variant 2	left	1912 DD L	1912 DD L SCHL	1912 DD L TYCO	1912 DD L WASS	1912 DD L WAS7
				right	1912 DD P	1912 DD P SCHL	1912 DD P TYCO	1912 DD P WASS	1912 DD P WAS7

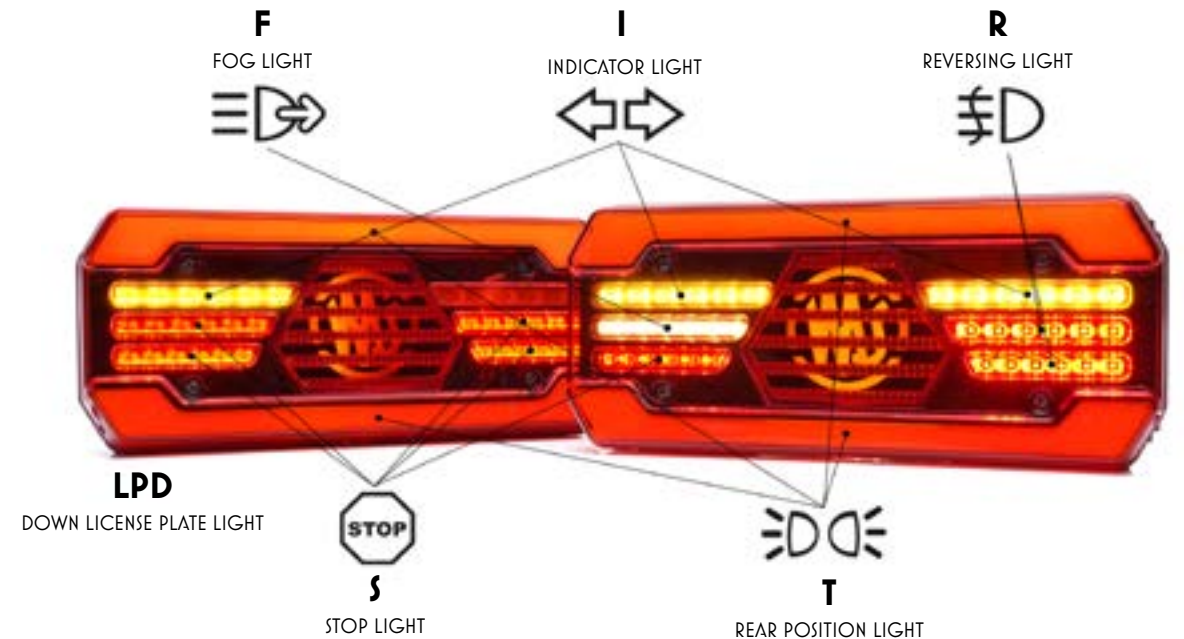
W251DD

12V-24V IP6K9K

LED lamp



302/131/58,3-81mm



Technical Details

Approval E2O: R3, R4, R6, R7, R10, R23, R38, R91, R148

Cable: 195cm

IP class: IP6K9K

Power consumption	12V	24V
position light:	max. 5,5W	
stop light:	max. 5W	
direction indicator light:	max. 21W	
dynamic indicator light:	max. 17W	
reverse light:	max. 6W	
fog light:	max. 5W	
numberplate light:	0,8W	1,7W

functions	optional lighting - license plate	additional side position light	stop light	assembly side	W251				
					cable	Schlemmer	TYCO	WASS	WAS7
5 T/S/I/F/R	without	without		left	1913 L	1913 L SCHL	1913 L TYCO	x	1913 L WAS7
				right	1913 P	1913 P SCHL	1913 P TYCO	x	1913 P WAS7
	LPD	without		left	1918 L	1918 L SCHL	1918 L TYCO	x	1918 L WAS7
				right	1918 P	1918 P SCHL	1918 P TYCO	x	1918 P WAS7
4 T/S/I/F	without	without		left	1914 L	1914 L SCHL	1914 L TYCO	1914 L WASS	1914 L WAS7
				right	1914 P	1914 P SCHL	1914 P TYCO	1914 P WASS	1914 P WAS7
	LPD	without		left	1919 L	1919 L SCHL	1919 L TYCO	1919 L WASS	1919 L WAS7
				right	1919 P	1919 P SCHL	1919 P TYCO	1919 P WASS	1919 P WAS7
4 T/S/I/R	without	without		left	1915 L	1915 L SCHL	1915 L TYCO	1915 L WASS	1915 L WAS7
				right	1915 P	1915 P SCHL	1915 P TYCO	1915 P WASS	1915 P WAS7
	LPD	without		left	1920 L	1920 L SCHL	1920 L TYCO	1920 L WASS	1920 L WAS7
				right	1920 P	1920 P SCHL	1920 P TYCO	1920 P WASS	1920 P WAS7
3 T/S/I	without	without	variant 1	universal	1916 L/P	1916 L/P SCHL	1916 L/P TYCO	1916 L/P WASS	1916 L/P WAS7
				variant 2	left	1917 L	1917 L SCHL	1917 L TYCO	1917 L WASS
			variant 2	right	1917 P	1917 P SCHL	1917 P TYCO	1917 P WASS	1917 P WAS7
				variant 1	universal	1921 L/P	1921 L/P SCHL	1921 L/P TYCO	1921 L/P WASS
	LPD	without	variant 2	left	1922 L	1922 L SCHL	1922 L TYCO	1922 L WASS	1922 L WAS7
				right	1922 P	1922 P SCHL	1922 P TYCO	1922 P WASS	1922 P WAS7



W251DD

12V-24V IP6K9K

5 lights
(T/S/I/F/R)



4 lights
(T/S/I/F)



4 lights
(T/S/I/R)



3 lights
(T/S/I) variant 1



3 lights
(T/S/I) variant 2



12V-24V IP6K9K



W251DD+SM1



F
FOG LIGHT



I
INDICATOR LIGHT



R
REVERSING LIGHT

LED lamp



302/131/81mm



S
STOP LIGHT



T
REAR POSITION LIGHT

LPD
DOWN LICENSE PLATE LIGHT

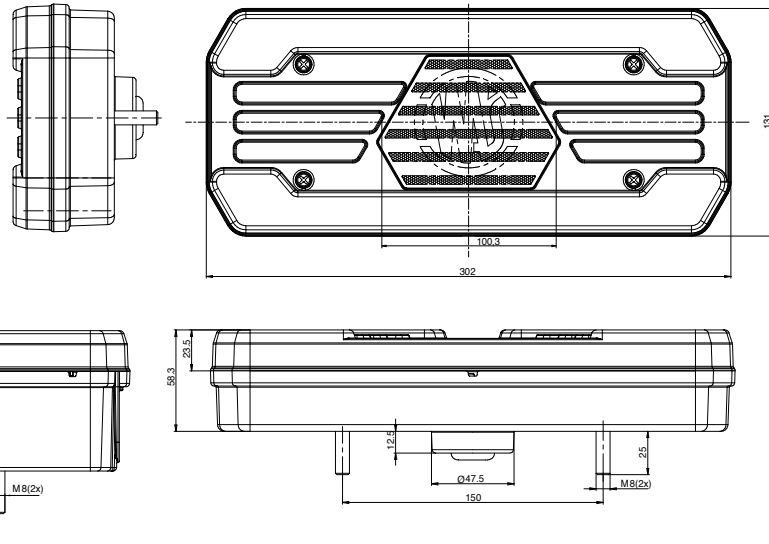
functions	optional lighting - license plate	additional side position light	stop light	assembly side	W251DD				
					cable	Schlemmer	TYCO	WASS	WAS7
5 T/S/I/F/R	without	without		left	1943 DD L	1943 DD L SCHL	1943 DD L TYCO	x	1943 DD L WAS7
				right	1943 DD P	1943 DD P SCHL	1943 DD P TYCO	x	1943 DD P WAS7
	LPD	without		left	1948 DD L	1948 DD L SCHL	1948 DD L TYCO	x	1948 DD L WAS7
				right	1948 DD P	1948 DD P SCHL	1948 DD P TYCO	x	1948 DD P WAS7
4 T/S/I/F	without	without		left	1944 DD L	1944 DD L SCHL	1944 DD L TYCO	1944 DD L WASS	1944 DD L WAS7
				right	1944 DD P	1944 DD P SCHL	1944 DD P TYCO	1944 DD P WASS	1944 DD P WAS7
	LPD	without		left	1949 DD L	1949 DD L SCHL	1949 DD L TYCO	1949 DD L WASS	1949 DD L WAS7
				right	1949 DD P	1949 DD P SCHL	1949 DD P TYCO	1949 DD P WASS	1949 DD P WAS7
4 T/S/I/R	without	without		left	1945 DD L	1945 DD L SCHL	1945 DD L TYCO	1945 DD L WASS	1945 DD L WAS7
				right	1945 DD P	1945 DD P SCHL	1945 DD P TYCO	1945 DD P WASS	1945 DD P WAS7
	LPD	without		left	1950 DD L	1950 DD L SCHL	1950 DD L TYCO	1950 DD L WASS	1950 DD L WAS7
				right	1950 DD P	1950 DD P SCHL	1950 DD P TYCO	1950 DD P WASS	1950 DD P WAS7
3 T/S/I	without	without	variant 1	left	1946 DD L	1946 DD L SCHL	1946 DD L TYCO	1946 DD L WASS	1946 DD L WAS7
				right	1946 DD P	1946 DD P SCHL	1946 DD P TYCO	1946 DD P WASS	1946 DD P WAS7
			variant 2	left	1947 DD L	1947 DD L SCHL	1947 DD L TYCO	1947 DD L WASS	1947 DD L WAS7
				right	1947 DD P	1947 DD P SCHL	1947 DD P TYCO	1947 DD P WASS	1947 DD P WAS7
	LPD	without	variant 1	left	1951 DD L	1951 DD L SCHL	1951 DD L TYCO	1951 DD L WASS	1951 DD L WAS7
				right	1951 DD P	1951 DD P SCHL	1951 DD P TYCO	1951 DD P WASS	1951 DD P WAS7
			variant 2	left	1952 DD L	1952 DD L SCHL	1952 DD L TYCO	1952 DD L WASS	1952 DD L WAS7
				right	1952 DD P	1952 DD P SCHL	1952 DD P TYCO	1952 DD P WASS	1952 DD P WAS7

functions	optional lighting - license plate	additional side position light	stop light	assembly side	W251				
					cable	Schlemmer	TYCO	WASS	WAS7
5 T/S/I/F/R	without	SM1		left	1923 L	1923 L SCHL	1923 L TYCO	x	1923 L WAS7
				right	1923 P	1923 P SCHL	1923 P TYCO	x	1923 P WAS7
	LPD	SM1		left	1928 L	1928 L SCHL	1928 L TYCO	x	1928 L WAS7
				right	1928 P	1928 P SCHL	1928 P TYCO	x	1928 P WAS7
4 T/S/I/F	without	SM1		left	1924 L	1924 L SCHL	1924 L TYCO	1924 L WASS	1924 L WAS7
				right	1924 P	1924 P SCHL	1924 P TYCO	1924 P WASS	1924 P WAS7
	LPD	SM1		left	1929 L	1929 L SCHL	1929 L TYCO	1929 L WASS	1929 L WAS7
				right	1929 P	1929 P SCHL	1929 P TYCO	1929 P WASS	1929 P WAS7
4 T/S/I/R	without	SM1		left	1925 L	1925 L SCHL	1925 L TYCO	1925 L WASS	1925 L WAS7
				right	1925 P	1925 P SCHL	1925 P TYCO	1925 P WASS	1925 P WAS7
	LPD	SM1		left	1930 L	1930 L SCHL	1930 L TYCO	1930 L WASS	1930 L WAS7
				right	1930 P	1930 P SCHL	1930 P TYCO	1930 P WASS	1930 P WAS7
3 T/S/I	without	SM1	variant 1	left	1926 L	1926 L SCHL	1926 L TYCO	1926 L WASS	1926 L WAS7
				right	1926 P	1926 P SCHL	1926 P TYCO	1926 P WASS	1926 P WAS7
			variant 2	left	1927 L	1927 L SCHL	1927 L TYCO	1927 L WASS	1927 L WAS7
				right	1927 P	1927 P SCHL	1927 P TYCO	1927 P WASS	1927 P WAS7
	LPD	SM1	variant 1	left	1931 L	1931 L SCHL	1931 L TYCO	1931 L WASS	1931 L WAS7
				right	1931 P	1931 P SCHL	1931 P TYCO	1931 P WASS	1931 P WAS7
			variant 2	left	1932 L	1932 L SCHL	1932 L TYCO	1932 L WASS	1932 L WAS7
				right	1932 P	1932 P SCHL	1932 P TYCO	1932 P WASS	1932 P WAS7



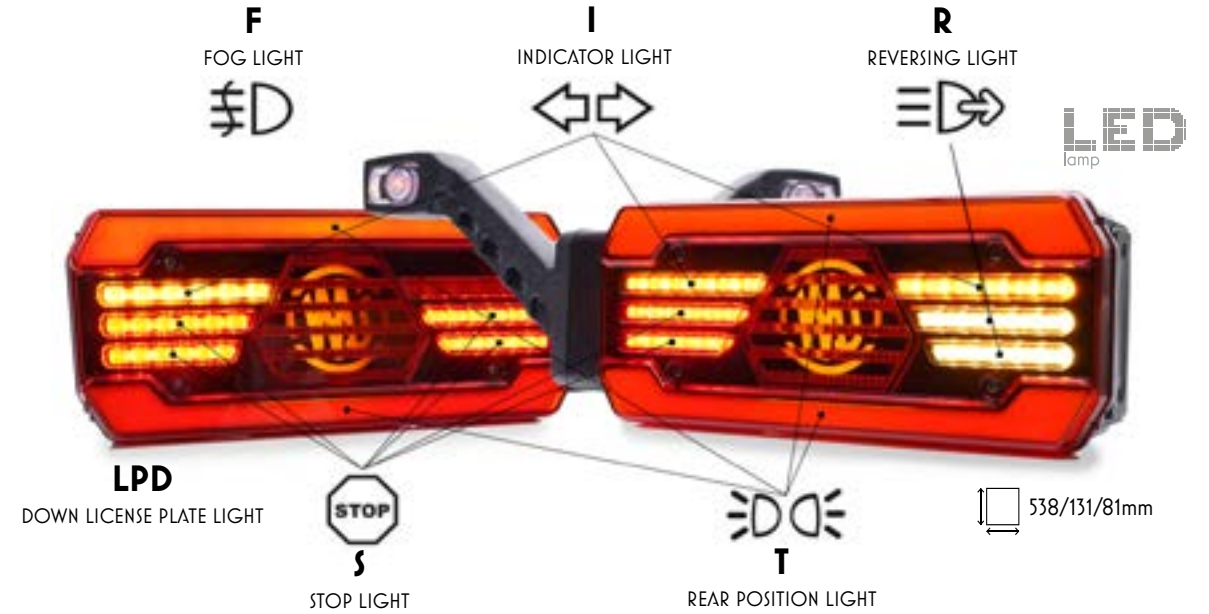
W251DD+SM1

12V-24V IP6K9K



W251DD+W48

12V-24V IP6K9K
RETRO-REFLECTOR



functions	optional lighting - license plate	additional side position light	stop light	assembly side	W251DD				
					cable	Schlemmer	TYCO	WASS	WAS7
5 T/S/I/F/R	without	SM1		left	1953 DD L	1953 DD L SCHL	1953 DD L TYCO	x	1953 DD L WAS7
				right	1953 DD P	1953 DD P SCHL	1953 DD P TYCO	x	1953 DD P WAS7
	LPD	left		1958 DD L	1958 DD L SCHL	1958 DD L TYCO	x	1958 DD L WAS7	
		right		1958 DD P	1958 DD P SCHL	1958 DD P TYCO	x	1958 DD P WAS7	
4 T/S/I/F	without	SM1	left	1954 DD L	1954 DD L SCHL	1954 DD L TYCO	1954 DD L WASS	1954 DD L WAS7	
			right	1954 DD P	1954 DD P SCHL	1954 DD P TYCO	1954 DD P WASS	1954 DD P WAS7	
	LPD	left	1959 DD L	1959 DD L SCHL	1959 DD L TYCO	1959 DD L WASS	1959 DD L WAS7		
		right	1959 DD P	1959 DD P SCHL	1959 DD P TYCO	1959 DD P WASS	1959 DD P WAS7		
4 T/S/I/R	without	SM1	left	1955 DD L	1955 DD L SCHL	1955 DD L TYCO	1955 DD L WASS	1955 DD L WAS7	
			right	1955 DD P	1955 DD P SCHL	1955 DD P TYCO	1955 DD P WASS	1955 DD P WAS7	
	LPD	left	1960 DD L	1960 DD L SCHL	1960 DD L TYCO	1960 DD L WASS	1960 DD L WAS7		
		right	1960 DD P	1960 DD P SCHL	1960 DD P TYCO	1960 DD P WASS	1960 DD P WAS7		
3 T/S/I	without	SM1	variant 1	left	1956 DD L	1956 DD L SCHL	1956 DD L TYCO	1956 DD L WASS	1956 DD L WAS7
				right	1956 DD P	1956 DD P SCHL	1956 DD P TYCO	1956 DD P WASS	1956 DD P WAS7
			variant 2	left	1957 DD L	1957 DD L SCHL	1957 DD L TYCO	1957 DD L WASS	1957 DD L WAS7
				right	1957 DD P	1957 DD P SCHL	1957 DD P TYCO	1957 DD P WASS	1957 DD P WAS7
	LPD	SM1	variant 1	left	1961 DD L	1961 DD L SCHL	1961 DD L TYCO	1961 DD L WASS	1961 DD L WAS7
				right	1961 DD P	1961 DD P SCHL	1961 DD P TYCO	1961 DD P WASS	1961 DD P WAS7
			variant 2	left	1962 DD L	1962 DD L SCHL	1962 DD L TYCO	1962 DD L WASS	1962 DD L WAS7
				right	1962 DD P	1962 DD P SCHL	1962 DD P TYCO	1962 DD P WASS	1962 DD P WAS7

functions	optional lighting - license plate	additional side position light	stop light	assembly side	W251				
					cable	Schlemmer	TYCO	WASS	WAS7
5 T/S/I/F/R	without	W48		left	1933 L	1933 L SCHL	1933 L TYCO	x	1933 L WAS7
				right	1933 P	1933 P SCHL	1933 P TYCO	x	1933 P WAS7
	LPD	left		1938 L	1938 L SCHL	1938 L TYCO	x	1938 L WAS7	
		right		1938 P	1938 P SCHL	1938 P TYCO	x	1938 P WAS7	
4 T/S/I/F	without	W48	left	1934 L	1934 L SCHL	1934 L TYCO	1934 L WASS	1934 L WAS7	
			right	1934 P	1934 P SCHL	1934 P TYCO	1934 P WASS	1934 P WAS7	
	LPD	left	1939 L	1939 L SCHL	1939 L TYCO	1939 L WASS	1939 L WAS7		
		right	1939 P	1939 P SCHL	1939 P TYCO	1939 P WASS	1939 P WAS7		
4 T/S/I/R	without	W48	left	1935 L	1935 L SCHL	1935 L TYCO	1935 L WASS	1935 L WAS7	
			right	1935 P	1935 P SCHL	1935 P TYCO	1935 P WASS	1935 P WAS7	
	LPD	left	1940 L	1940 L SCHL	1940 L TYCO	1940 L WASS	1940 L WAS7		
		right	1940 P	1940 P SCHL	1940 P TYCO	1940 P WASS	1940 P WAS7		
3 T/S/I	without	W48	variant 1	left	1936 L	1936 L SCHL	1936 L TYCO	1936 L WASS	1936 L WAS7
				right	1936 P	1936 P SCHL	1936 P TYCO	1936 P WASS	1936 P WAS7
			variant 2	left	1937 L	1937 L SCHL	1937 L TYCO	1937 L WASS	1937 L WAS7
				right	1937 P	1937 P SCHL	1937 P TYCO	1937 P WASS	1937 P WAS7
	LPD	W48	variant 1	left	1941 L	1941 L SCHL	1941 L TYCO	1941 L WASS	1941 L WAS7
				right	1941 P	1941 P SCHL	1941 P TYCO	1941 P WASS	1941 P WAS7
			variant 2	left	1942 L	1942 L SCHL	1942 L TYCO	1942 L WASS	1942 L WAS7
				right	1942 P	1942 P SCHL	1942 P TYCO	1942 P WASS	1942 P WAS7



W251DD+W48

12V-24V IP6K9K

functions	optional lighting - license plate	additional side position light	stop light	assembly side	W251DD				
					cable	Schlemmer	TYCO	WASS	WAS7
5 T/S/I/F/R	without	W48		left	1963 DD L	1963 DD L SCHL	1963 DD L TYCO	x	1963 DD L WAS7
				right	1963 DD P	1963 DD P SCHL	1963 DD P TYCO	x	1963 DD P WAS7
	LPD	W48	left	1968 DD L	1968 DD L SCHL	1968 DD L TYCO	x	1968 DD L WAS7	
			right	1968 DD P	1968 DD P SCHL	1968 DD P TYCO	x	1968 DD P WAS7	
4 T/S/I/F	without	W48		left	1964 DD L	1964 DD L SCHL	1964 DD L TYCO	1964 DD L WASS	1964 DD L WAS7
				right	1964 DD P	1964 DD P SCHL	1964 DD P TYCO	1964 DD P WASS	1964 DD P WAS7
	LPD	W48	left	1969 DD L	1969 DD L SCHL	1969 DD L TYCO	1969 DD L WASS	1969 DD L WAS7	
			right	1969 DD P	1969 DD P SCHL	1969 DD P TYCO	1969 DD P WASS	1969 DD P WAS7	
4 T/S/I/R	without	W48		left	1965 DD L	1965 DD L SCHL	1965 DD L TYCO	1965 DD L WASS	1965 DD L WAS7
				right	1965 DD P	1965 DD P SCHL	1965 DD P TYCO	1965 DD P WASS	1965 DD P WAS7
	LPD	W48	left	1970 DD L	1970 DD L SCHL	1970 DD L TYCO	1970 DD L WASS	1970 DD L WAS7	
			right	1970 DD P	1970 DD P SCHL	1970 DD P TYCO	1970 DD P WASS	1970 DD P WAS7	
3 T/S/I	without	W48	variant 1	left	1966 DD L	1966 DD L SCHL	1966 DD L TYCO	1966 DD L WASS	1966 DD L WAS7
				right	1966 DD P	1966 DD P SCHL	1966 DD P TYCO	1966 DD P WASS	1966 DD P WAS7
			variant 2	left	1967 DD L	1967 DD L SCHL	1967 DD L TYCO	1967 DD L WASS	1967 DD L WAS7
				right	1967 DD P	1967 DD P SCHL	1967 DD P TYCO	1967 DD P WASS	1967 DD P WAS7
	LPD	W48	variant 1	left	1971 DD L	1971 DD L SCHL	1971 DD L TYCO	1971 DD L WASS	1971 DD L WAS7
				right	1971 DD P	1971 DD P SCHL	1971 DD P TYCO	1971 DD P WASS	1971 DD P WAS7
			variant 2	left	1972 DD L	1972 DD L SCHL	1972 DD L TYCO	1972 DD L WASS	1972 DD L WAS7
				right	1972 DD P	1972 DD P SCHL	1972 DD P TYCO	1972 DD P WASS	1972 DD P WAS7

Technical Details

Approval E2O: R3, R4, R6, R7, R10, R23, R38, R91, R148

Cable: 195cm

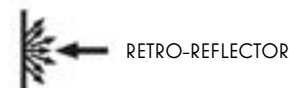
IP class: IP6K9K

Power consumption	12V	24V
position light:	max. 5,5W	
stop light:	max. 5W	
direction indicator light:	max. 21W	
dynamic indicator light:	max. 21W	
reverse light:	max. 6W	
fog light:	max. 5W	
numberplate light:	0,8W	1,7W

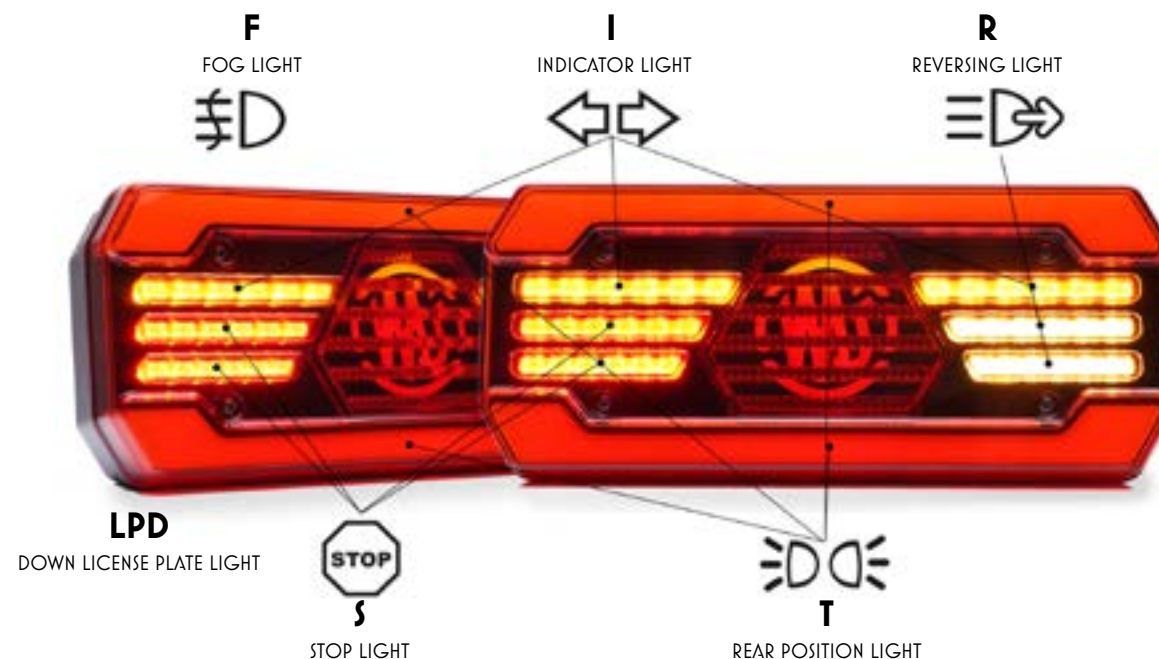
12V-24V IP6K9K

W252DD

LED lamp



302/131/58,3-81mm



functions	optional lighting - license plate	additional side position light	stop light	assembly side	W252				
					cable	Schlemmer	TYCO	WASS	WAS7
5 T/S/I/F/R	without	without		left	1973 L	1973 L SCHL	1973 L TYCO	x	1973 L WAS7
				right	1973 P	1973 P SCHL	1973 P TYCO	x	1973 P WAS7
	LPD	without	left	1978 L	1978 L SCHL	1978 L TYCO	x	1978 L WAS7	
			right	1978 P	1978 P SCHL	1978 P TYCO	x	1978 P WAS7	
4 T/S/I/F	without	without		left	1974 L	1974 L SCHL	1974 L TYCO	1974 L WASS	1974 L WAS7
				right	1974 P	1974 P SCHL	1974 P TYCO	1974 P WASS	1974 P WAS7
	LPD	without	left	1979 L	1979 L SCHL	1979 L TYCO	1979 L WASS	1979 L WAS7	
			right	1979 P	1979 P SCHL	1979 P TYCO	1979 P WASS	1979 P WAS7	
4 T/S/I/R	without	without		left	1975 L	1975 L SCHL	1975 L TYCO	1975 L WASS	1975 L WAS7
				right	1975 P	1975 P SCHL	1975 P TYCO	1975 P WASS	1975 P WAS7
	LPD	without	left	1980 L	1980 L SCHL	1980 L TYCO	1980 L WASS	1980 L WAS7	
			right	1980 P	1980 P SCHL	1980 P TYCO	1980 P WASS	1980 P WAS7	
3 T/S/I	without	without	variant 1	universal	1976 L/P	1976 L/P SCHL	1976 L/P TYCO	1976 L/P WASS	1976 L/P WAS7
				left	1977 L	1977 L SCHL	1977 L TYCO	1977 L WASS	1977 L WAS7
			variant 2	right	1977 P	1977 P SCHL	1977 P TYCO	1977 P WASS	1977 P WAS7
				universal	1981 L/P	1981 L/P SCHL	1981 L/P TYCO	1981 L/P WASS	1981 L/P WAS7
	LPD	without	variant 2	left	1982 L	1982 L SCHL	1982 L TYCO	1982 L WASS	1982 L WAS7
				right	1982 P	1982 P SCHL	1982 P TYCO	1982 P WASS	1982 P WAS7



W252DD

12V-24V IP6K9K





W252DD+SM1

RETRO-REFLECTOR
12V-24V IP6K9K

5 światłowa
(T/S/I/F/R)

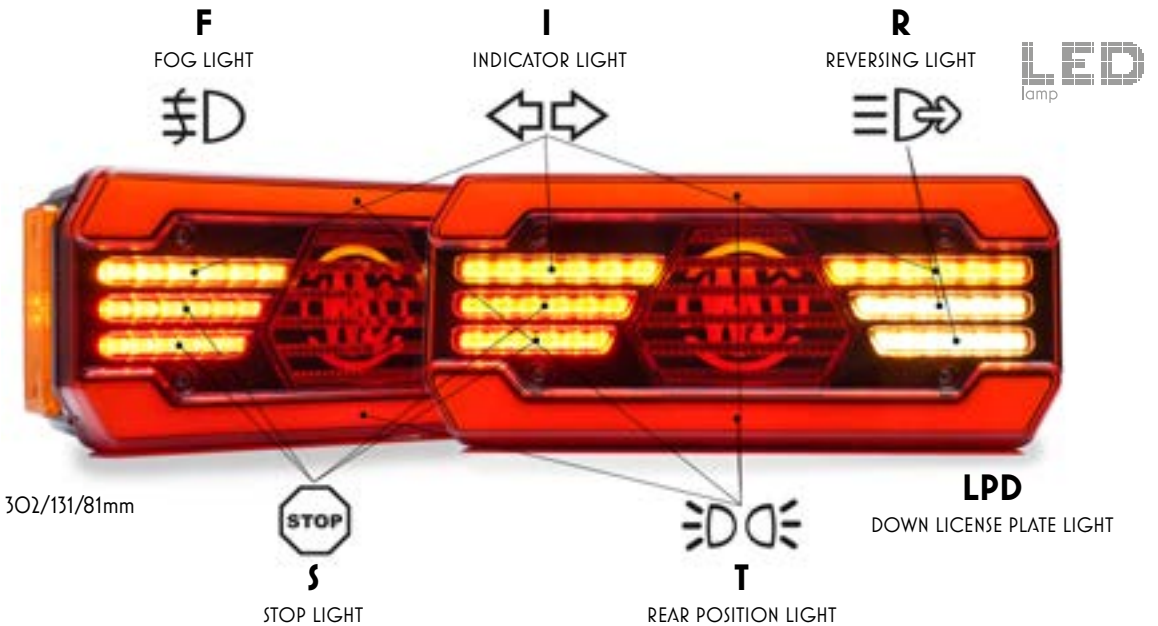


4 światłowa
(T/S/I/F)

4 światłowa
(T/S/I/R)



3 światłowa
(T/S/I) wariant 1

3 światłowa
(T/S/I) wariant 2



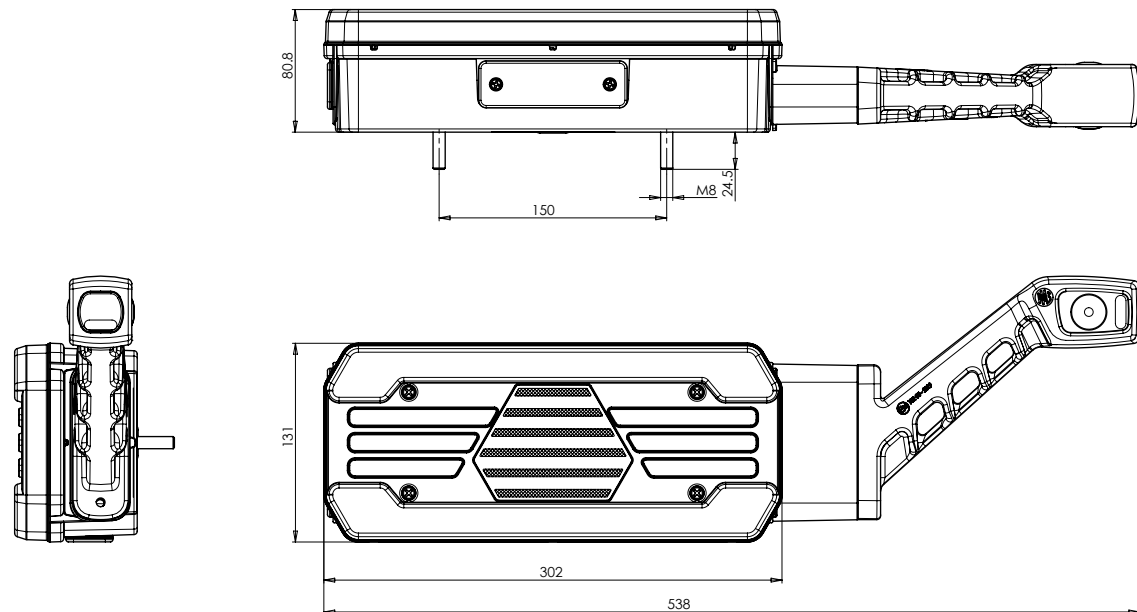
functions	optional lighting - license plate	additional side position light	stop light	assembly side	W252DD				
					cable	Schlemmer	TYCO	WASS	WAS7
5 T/S/I/F/R	without	without		left	2003 DD L	2003 DD L SCHL	2003 DD L TYCO	x	2003 DD L WAS7
				right	2003 DD P	2003 DD P SCHL	2003 DD P TYCO	x	2003 DD P WAS7
	LPD	without		left	2008 DD L	2008 DD L SCHL	2008 DD L TYCO	x	2008 DD L WAS7
				right	2008 DD P	2008 DD P SCHL	2008 DD P TYCO	x	2008 DD P WAS7
4 T/S/I/F	without	without	left	2004 DD L	2004 DD L SCHL	2004 DD L TYCO	2004 DD L WASS	2004 DD L WAS7	
			right	2004 DD P	2004 DD P SCHL	2004 DD P TYCO	2004 DD P WASS	2004 DD P WAS7	
	LPD	without	left	2009 DD L	2009 DD L SCHL	2009 DD L TYCO	2009 DD L WASS	2009 DD L WAS7	
			right	2009 DD P	2009 DD P SCHL	2009 DD P TYCO	2009 DD P WASS	2009 DD P WAS7	
4 T/S/I/R	without	without	left	2005 DD L	2005 DD L SCHL	2005 DD L TYCO	2005 DD L WASS	2005 DD L WAS7	
			right	2005 DD P	2005 DD P SCHL	2005 DD P TYCO	2005 DD P WASS	2005 DD P WAS7	
	LPD	without	left	2010 DD L	2010 DD L SCHL	2010 DD L TYCO	2010 DD L WASS	2010 DD L WAS7	
			right	2010 DD P	2010 DD P SCHL	2010 DD P TYCO	2010 DD P WASS	2010 DD P WAS7	
3 T/S/I	without	without	variant 1	left	2006 DD L	2006 DD L SCHL	2006 DD L TYCO	2006 DD L WASS	2006 DD L WAS7
				right	2006 DD P	2006 DD P SCHL	2006 DD P TYCO	2006 DD P WASS	2006 DD P WAS7
			variant 2	left	2007 DD L	2007 DD L SCHL	2007 DD L TYCO	2007 DD L WASS	2007 DD L WAS7
				right	2007 DD P	2007 DD P SCHL	2007 DD P TYCO	2007 DD P WASS	2007 DD P WAS7
	LPD	without	variant 1	left	2011 DD L	2011 DD L SCHL	2011 DD L TYCO	2011 DD L WASS	2011 DD L WAS7
				right	2011 DD P	2011 DD P SCHL	2011 DD P TYCO	2011 DD P WASS	2011 DD P WAS7
			variant 2	left	2012 DD L	2012 DD L SCHL	2012 DD L TYCO	2012 DD L WASS	2012 DD L WAS7
				right	2012 DD P	2012 DD P SCHL	2012 DD P TYCO	2012 DD P WASS	2012 DD P WAS7

functions	optional lighting - license plate	additional side position light	stop light	assembly side	W252				
					cable	Schlemmer	TYCO	WASS	WAS7
5 T/S/I/F/R	without	SM1		left	1983 L	1983 L SCHL	1983 L TYCO	x	1983 L WAS7
				right	1983 P	1983 P SCHL	1983 P TYCO	x	1983 P WAS7
	LPD	SM1		left	1988 L	1988 L SCHL	1988 L TYCO	x	1988 L WAS7
				right	1988 P	1988 P SCHL	1988 P TYCO	x	1988 P WAS7
4 T/S/I/F	without	SM1	left	1984 L	1984 L SCHL	1984 L TYCO	1984 L WASS	1984 L WAS7	
			right	1984 P	1984 P SCHL	1984 P TYCO	1984 P WASS	1984 P WAS7	
	LPD	SM1	left	1989 L	1989 L SCHL	1989 L TYCO	1989 L WASS	1989 L WAS7	
			right	1989 P	1989 P SCHL	1989 P TYCO	1989 P WASS	1989 P WAS7	
4 T/S/I/R	without	SM1	left	1985 L	1985 L SCHL	1985 L TYCO	1985 L WASS	1985 L WAS7	
			right	1985 P	1985 P SCHL	1985 P TYCO	1985 P WASS	1985 P WAS7	
	LPD	SM1	left	1990 L	1990 L SCHL	1990 L TYCO	1990 L WASS	1990 L WAS7	
			right	1990 P	1990 P SCHL	1990 P TYCO	1990 P WASS	1990 P WAS7	
3 T/S/I	without	SM1	variant 1	left	1986 L	1986 L SCHL	1986 L TYCO	1986 L WASS	1986 L WAS7
				right	1986 P	1986 P SCHL	1986 P TYCO	1986 P WASS	1986 P WAS7
			variant 2	left	1987 L	1987 L SCHL	1987 L TYCO	1987 L WASS	1987 L WAS7
				right	1987 P	1987 P SCHL	1987 P TYCO	1987 P WASS	1987 P WAS7
	LPD	SM1	variant 1	left	1991 L	1991 L SCHL	1991 L TYCO	1991 L WASS	1991 L WAS7
				right	1991 P	1991 P SCHL	1991 P TYCO	1991 P WASS	1991 P WAS7
			variant 2	left	1992 L	1992 L SCHL	1992 L TYCO	1992 L WASS	1992 L WAS7
				right	1992 P	1992 P SCHL	1992 P TYCO	1992 P WASS	1992 P WAS7



W252DD+SM1

12V-24V IP6K9K



12V-24V IP6K9K

W252DD+W48



functions	optional lighting - license plate	additional side position light	stop light	assembly side	W252DD				
					cable	Schlemmer	TYCO	WASS	WAS7
5 T/S/I/F/R	without	SM1		left	2013 DD L	2013 DD L SCHL	2013 DD L TYCO	x	2013 DD L WAS7
				right	2013 DD P	2013 DD P SCHL	2013 DD P TYCO	x	2013 DD P WAS7
	LPD	left		2018 DD L	2018 DD L SCHL	2018 DD L TYCO	x	2018 DD L WAS7	
		right		2018 DD P	2018 DD P SCHL	2018 DD P TYCO	x	2018 DD P WAS7	
4 T/S/I/F	without	SM1	left	2014 DD L	2014 DD L SCHL	2014 DD L TYCO	2014 DD L WASS	2014 DD L WAS7	
			right	2014 DD P	2014 DD P SCHL	2014 DD P TYCO	2014 DD P WASS	2014 DD P WAS7	
	LPD	left	2019 DD L	2019 DD L SCHL	2019 DD L TYCO	2019 DD L WASS	2019 DD L WAS7		
		right	2019 DD P	2019 DD P SCHL	2019 DD P TYCO	2019 DD P WASS	2019 DD P WAS7		
4 T/S/I/R	without	SM1	left	2015 DD L	2015 DD L SCHL	2015 DD L TYCO	2015 DD L WASS	2015 DD L WAS7	
			right	2015 DD P	2015 DD P SCHL	2015 DD P TYCO	2015 DD P WASS	2015 DD P WAS7	
	LPD	left	2020 DD L	2020 DD L SCHL	2020 DD L TYCO	2020 DD L WASS	2020 DD L WAS7		
		right	2020 DD P	2020 DD P SCHL	2020 DD P TYCO	2020 DD P WASS	2020 DD P WAS7		
3 T/S/I	without	SM1	variant 1	left	2016 DD L	2016 DD L SCHL	2016 DD L TYCO	2016 DD L WASS	2016 DD L WAS7
				right	2016 DD P	2016 DD P SCHL	2016 DD P TYCO	2016 DD P WASS	2016 DD P WAS7
			variant 2	left	2017 DD L	2017 DD L SCHL	2017 DD L TYCO	2017 DD L WASS	2017 DD L WAS7
				right	2017 DD P	2017 DD P SCHL	2017 DD P TYCO	2017 DD P WASS	2017 DD P WAS7
	LPD	SM1	variant 1	left	2021 DD L	2021 DD L SCHL	2021 DD L TYCO	2021 DD L WASS	2021 DD L WAS7
				right	2021 DD P	2021 DD P SCHL	2021 DD P TYCO	2021 DD P WASS	2021 DD P WAS7
			variant 2	left	2022 DD L	2022 DD L SCHL	2022 DD L TYCO	2022 DD L WASS	2022 DD L WAS7
				right	2022 DD P	2022 DD P SCHL	2022 DD P TYCO	2022 DD P WASS	2022 DD P WAS7

functions	optional lighting - license plate	additional side position light	stop light	assembly side	W252				
					cable	Schlemmer	TYCO	WASS	WAS7
5 T/S/I/F/R	without	W48		left	1993 L	1993 L SCHL	1993 L TYCO	x	1993 L WAS7
				right	1993 P	1993 P SCHL	1993 P TYCO	x	1993 P WAS7
	LPD	left		1998 L	1998 L SCHL	1998 L TYCO	x	1998 L WAS7	
		right		1998 P	1998 P SCHL	1998 P TYCO	x	1998 P WAS7	
4 T/S/I/F	without	W48	left	1994 L	1994 L SCHL	1994 L TYCO	1994 L WASS	1994 L WAS7	
			right	1994 P	1994 P SCHL	1994 P TYCO	1994 P WASS	1994 P WAS7	
	LPD	left	1999 L	1999 L SCHL	1999 L TYCO	1999 L WASS	1999 L WAS7		
		right	1999 P	1999 P SCHL	1999 P TYCO	1999 P WASS	1999 P WAS7		
4 T/S/I/R	without	W48	left	1995 L	1995 L SCHL	1995 L TYCO	1995 L WASS	1995 L WAS7	
			right	1995 P	1995 P SCHL	1995 P TYCO	1995 P WASS	1995 P WAS7	
	LPD	left	2000 L	2000 L SCHL	2000 L TYCO	2000 L WASS	2000 L WAS7		
		right	2000 P	2000 P SCHL	2000 P TYCO	2000 P WASS	2000 P WAS7		
3 T/S/I	without	W48	variant 1	left	1996 L	1996 L SCHL	1996 L TYCO	1996 L WASS	1996 L WAS7
				right	1996 P	1996 P SCHL	1996 P TYCO	1996 P WASS	1996 P WAS7
			variant 2	left	1997 L	1997 L SCHL	1997 L TYCO	1997 L WASS	1997 L WAS7
				right	1997 P	1997 P SCHL	1997 P TYCO	1997 P WASS	1997 P WAS7
	LPD	W48	variant 1	left	2001 L	2001 L SCHL	2001 L TYCO	2001 L WASS	2001 L WAS7
				right	2001 P	2001 P SCHL	2001 P TYCO	2001 P WASS	2001 P WAS7
			variant 2	left	2002 L	2002 L SCHL	2002 L TYCO	2002 L WASS	2002 L WAS7
				right	2002 P	2002 P SCHL	2002 P TYCO	2002 P WASS	2002 P WAS7



W252DD+W48

12V-24V IP6K9K

functions	optional lighting - license plate	additional side position light	stop light	assembly side	W252DD				
					cable	Schlemmer	TYCO	WASS	WAS7
5 T/S/I/F/R	without	W48		left	2023 DD L	2023 DD L SCHL	2023 DD L TYCO	x	2023 DD L WAS7
				right	2023 DD P	2023 DD P SCHL	2023 DD P TYCO	x	2023 DD P WAS7
	LPD	W48		left	2028 DD L	2028 DD L SCHL	2028 DD L TYCO	x	2028 DD L WAS7
				right	2028 DD P	2028 DD P SCHL	2028 DD P TYCO	x	2028 DD P WAS7
4 T/S/I/F	without	W48		left	2024 DD L	2024 DD L SCHL	2024 DD L TYCO	2024 DD L WASS	2024 DD L WAS7
				right	2024 DD P	2024 DD P SCHL	2024 DD P TYCO	2024 DD P WASS	2024 DD P WAS7
	LPD	W48		left	2029 DD L	2029 DD L SCHL	2029 DD L TYCO	2029 DD L WASS	2029 DD L WAS7
				right	2029 DD P	2029 DD P SCHL	2029 DD P TYCO	2029 DD P WASS	2029 DD P WAS7
4 T/S/I/R	without	W48		left	2025 DD L	2025 DD L SCHL	2025 DD L TYCO	2025 DD L WASS	2025 DD L WAS7
				right	2025 DD P	2025 DD P SCHL	2025 DD P TYCO	2025 DD P WASS	2025 DD P WAS7
	LPD	W48		left	2030 DD L	2030 DD L SCHL	2030 DD L TYCO	2030 DD L WASS	2030 DD L WAS7
				right	2030 DD P	2030 DD P SCHL	2030 DD P TYCO	2030 DD P WASS	2030 DD P WAS7
3 T/S/I	without	W48	variant 1	left	2026 DD L	2026 DD L SCHL	2026 DD L TYCO	2026 DD L WASS	2026 DD L WAS7
				right	2026 DD P	2026 DD P SCHL	2026 DD P TYCO	2026 DD P WASS	2026 DD P WAS7
			variant 2	left	2027 DD L	2027 DD L SCHL	2027 DD L TYCO	2027 DD L WASS	2027 DD L WAS7
				right	2027 DD P	2027 DD P SCHL	2027 DD P TYCO	2027 DD P WASS	2027 DD P WAS7
	LPD	W48	variant 1	left	2031 DD L	2031 DD L SCHL	2031 DD L TYCO	2031 DD L WASS	2031 DD L WAS7
				right	2031 DD P	2031 DD P SCHL	2031 DD P TYCO	2031 DD P WASS	2031 DD P WAS7
			variant 2	left	2032 DD L	2032 DD L SCHL	2032 DD L TYCO	2032 DD L WASS	2032 DD L WAS7
				right	2032 DD P	2032 DD P SCHL	2032 DD P TYCO	2032 DD P WASS	2032 DD P WAS7

Technical Details

Approval E2O:	R3, R4, R6, R7, R10, R23, R38, R91, R148
Cable:	195cm
IP class:	IP6K9K

Power consumption	12V	24V
position light:	max. 5,5W	
stop light:	max. 5W	
direction indicator light:	max. 21W	
dynamic indicator light:	max. 21W	
reverse light:	max. 6W	
fog light:	max. 5W	
numberplate light:	0,8W	1,7W

12V-24V IP6K9K

W253

LED lamp

584/163/58mm



functions	indicator	assembly side	lighting - license plate	warning light						retro-reflector			
				yellow		blue		without		single	double		
				retro-reflector	retro-reflector	retro-reflector	retro-reflector	retro-reflector	retro-reflector				
				NO	YES	NO	YES	NO	YES				
5 T/S/I/F/R	static	left	YES								2107 L		
		right	NO								2107 P		
	dynamic	left	YES								2108DD L		
		right	NO								2108DD P		
4 T/S/I/R	static	left	YES							2105 L			
		right	NO							2105 P			
	dynamic	left	YES								2106DD L		
		right	NO								2106DD P		
3 T/S/I	static	left	YES	2113 L		2115 L				2103 L			
		right	NO	2113 P		2115 P				2103 P			
	dynamic	left	YES	2114DD L		2116DD L				2104DD L			
		right	NO	2114DD P		2116DD P				2104DD P			
2 R/S		universal	YES	2109		2110			2101	2102			
1 S		universal	YES		2111		2112						
0		universal	YES								2117	2118	

WO6, WO7

12V|24V IP54

Bulb lamps




42 (WO6L) 43 (WO7P)

WO6DŽ, WO7DŽ

12V|24V IP66/68

Hybrid lamps



490 (WO6DZL) 492 (WO7DZP) 489 (WO6DL) 491 (WO7DP)

Lamps with lights: position, front indicator, side indicator

WO6D, WO7D

12V-24V IP66/68

LED lamp

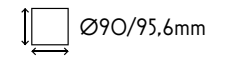
LED lamps



489 (WO6DL) 491 (WO7DP)

W212, W213

12V-24V IP 66/68



LED lamp




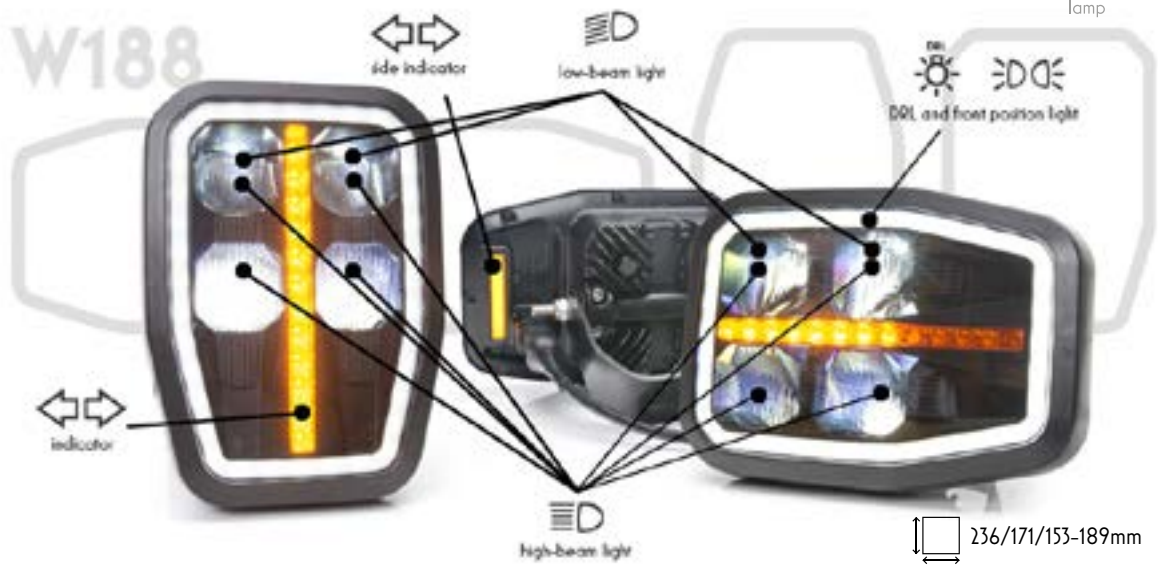
1460 (W213)
Lamp with lights: daytime running, indicator

1459 (W212)
Lamp with lights: position, indicator

W188DD

12V-24V IP6K9K

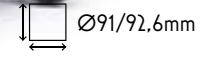
LED lamp




12V-24V IP6K9K

LED lamp

W234, W235



functions		W188		W188DD	
		Lamps with light: position, high beam, low beam, daytime running, indicator			
		long bracket A	short bracket B	long bracket A	short bracket B
horizontal	left L	1334 L A	1334 L B	1336 DD L A	1336 DD L B
	right P	1335 P A	1335 P B	1336 DD P A	1336 DD P B
vertical	with side indicator on the bottom VD	1335 L/P VD A	1335 L/P VD B	x	x
	with side indicator on the top VT	1335 L/P VT A	1335 L/P VT B	x	x



additional light functions	W234	W235
	low beam	high beam
basic, single-function version	1659	1666
front position light, DRL	1660	1667
front position light, indicator	1661	1668
front position light, indicator, DRL	1662	1669
indicator	1663	1670
indicator, DRL	1664	1671
DRL	1665	1672



W78

12V-24V IP66/68

98,2/91,6/81,3mm

LED lamp



561
focused light

luminous flux
1400 lm
full LED



562
diffused light

luminous flux
1500 lm
full LED



562AR
reverse light, diffused light

luminous flux
1500 lm
full LED

W81

IP 66/68

101/147,5/77,5mm



luminous flux
1700 lm
full LED

LED lamp



available in ADR version

cable	voltage	options	without switch		with switch	
			black	white	black	white
open cable	40V-60V		683/HV	687/HV	x	x
	12V-24V	reverse light	683	687	684	688
			685	689	686	690
spiral cable	12V-24V + cigarette lighting plug	magnet	683.1	687.1	684.1	688.1
			683.2	687.2	684.2	688.2
			683.3	687.3	684.3	688.3
			683.4	687.4	684.4	688.4

W82

IP 66/68

101/147,5/77,5mm

LED lamp



available in ADR version



luminous flux
2000 lm
full LED

cable	voltage	options	without switch		with switch	
			black	white	black	white
open cable	40V-60V		691/HV	695/HV	x	x
	12V-24V	reverse light	691	695	692	696
			693	697	694	698
spiral cable	12V-24V + cigarette lighting plug	magnet	691.1	695.1	692.1	696.1
			691.2	695.2	692.2	696.2
			691.3	695.3	692.3	696.3
			691.4	695.4	692.4	696.4

W113

12V-24V IP 66/68

101/147,5/77,5mm

LED lamp



807

luminous flux
600 lm
full LED



1264

luminous flux
2000 lm
full LED

1265

W186

12V-24V IP66/68

W123

12V-24V IP66/68



865

LED lamp 199/118/72mm

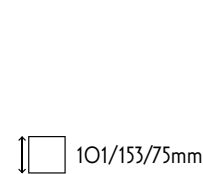


1078 1078/I + Superseal
diffused light



1079 1079/I + Superseal
focused light

W136



1205
+ open cable



1205/I
+ Superseal

1205/II
+ Deutsch

W143/70

W129

12V-24V IP6K9K



diffused light
976 976/I 976/II
+ Superseal + Deutsch

focused light
977 977/I 977/II
+ Superseal + Deutsch

LED lamp



diffused light
978 978/I 978/II
+ Superseal + Deutsch

focused light
979 979/I 979/II
+ Superseal + Deutsch

LED lamp

W130

W144/70

12V-70V IP66/68



1206
+ open cable

1206/I
+ Superseal

1206/II
+ Deutsch

LED lamp

W144 6000

12V-24V IP66/68



1209
+ open cable

1209/I
+ Superseal

1209/II
+ Deutsch

LED lamp

W130 7000

12V-24V IP66/68



focused light
1208 1208/I 1208/II
+ Superseal + Deutsch

diffused light
1207 1207/I 1207/II
+ Superseal + Deutsch

LED lamp



focused light
1215 1215/I 1215/II
+ Superseal + Deutsch

diffused light
1214 1214/I 1214/II
+ Superseal + Deutsch

W130 8000

12V-24V IP66/68

W162 5000

12V-70V IP66/68



1210
diffused light

1210/I
+ Superseal

1210/II
+ Deutsch

1211
focused light

1211/I
+ Superseal

1211/II
+ Deutsch

LED lamp



1153
diffused light

1153/I
+ Superseal

1153/II
+ Deutsch

1154
focused light

1154/I
+ Superseal

1154/II
+ Deutsch

W162 7000

12V-70V IP66/68



W253

LED
lamp

12V-24V IP6K9K

584/163/58mm



2121

12V-24V
150/152/44mm

SM1 flasher

side position lamp driver - 1 channel

W221.x SHORT

12V-24V IP6K9K

154/98/63mm

LED
lamp



2162 (W221.1)
diffused light



2163 (W221.2)
diffused light and top decoration light

O1

12V-24V

129/87,3/20mm



493
direction indicator's load
single channel

O2

12V-24V



494
direction indicator's load
dual channel

catalogue number	photo	input cable „IN.“ - channel 1 YLY-5 3xO,75mm ²	input cable „IN.“ - channel 1 YLY-5 6xO,75mm ² + connector Tyco (F)	input cable „IN.“ - channel 1 YLY-5 6xO,75mm ² + connector Schlemmer (F)	output cable „OUT.“ YLY-5 6xO,75mm ² + connector Tyco (M)	output cable „OUT.“ YLY-5 6xO,75mm ² + connector Schlemmer (M)	control cable - channel 1 YLY-5 2xO,75mm ²	control cable - channel 1 YLY-5p 2x1,5mm ² + connector DC Jaeger	control cable - channel 1 YLY-5 2xO,75mm ² + AMP	cable „NO FLASH“ - channel 1 YLY-5 2xO,75mm ²	cable „NO FLASH“ - channel 1 YLY-5p 2x1,5mm ² + connector DC Jaeger	cable „NO FLASH“ - channel 1 YLY-5 2xO,75mm ² + AMP	cable for reversing light YLY-5 2xO,75mm ² + AMP
1141.1		●					●						
1141.1 NF		●					●			●			
1141.2		●						●					
1141.2 NF		●						●			●		
1141.3			●		●			●		●			
1141.3 NF			●		●			●		●	●		
1141.4				●		●		●		●			
1141.4 NF				●		●		●		●	●		
1141.5			●		●			●					
1141.5 NF			●		●			●				●	
1141.6				●		●		●		●			
1141.6 AR				●		●		●		●			●
1141.6 NF				●		●		●		●		●	



SM1 flasher

side position lamp driver - 2 channels

12V|24V

150/152/44mm



LM2

load for lights

12V|24V



catalogue number	photo	input cable „In.“ - channel 1 YLY-5 3x0,75mm ²	input cable „In.“ - channel 2 YLY-5 3x0,75mm ²	control cable - channel 1 YLY-5 2x0,75mm ²	control cable - channel 1 YLY-5p 2x1,5mm ² + connector DC Jaeger	control cable - channel 2 YLY-5 2x0,75mm ²	control cable - channel 2 YLY-5p 2x1,5mm ² + connector DC Jaeger	cable „NO FLASH“ - channel 1 YLY-5 2x0,75mm ²	cable „NO FLASH“ - channel 1 YLY-5p 2x1,5mm ² + connector DC Jaeger	cable „NO FLASH“ - channel 2 YLY-5 2x0,75mm ²	cable „NO FLASH“ - channel 2 YLY-5p 2x1,5mm ² + connector DC Jaeger	cable for reversing light YLY-5 2x0,75mm ² + AMP
1141.1 DOUBLE		●	●	●		●						
1141.1 DOUBLE NF		●	●	●		●		●		●		
1141.2 DOUBLE		●	●		●							
1141.2 DOUBLE NF		●	●		●				●		●	
1141.4 DOUBLE		●	●	●		●						
1141.4 DOUBLE NF		●	●	●		●		●		●		
1141.6 DOUBLE		●	●		●							
1141.6 DOUBLE AR		●	●		●				●		●	●
1141.6 DOUBLE NF		●	●		●				●		●	

catalogue number	photo	voltage	5 lights version	4 lights version	2,5m cable with plug	1m cable with plug	0,5m cable with socket	1m cable with socket	13-pin plug-socket	15-pin plug-socket	7-pin plug-socket	2,5m open cable in	1m open cable in	0,5m open cable out	1m open cable out
1239-12V		12V	●		●		●		●						
1239-24V		24V	●			●		●		●					
1240.13-12V		12V		●	●		●		●						
1240.7-12V		12V		●	●		●			●					
1240-24V		24V		●		●		●		●					
1418-12V		12V	●									●		●	
1418-24V		24V	●										●		●



LM7

load for lights

12V|24V



LMO

load for lights

12V|24V



catalogue number	photo	voltage	5 lights version	4 lights version (without reversing light)	2,5m cable with plug	1m cable with plug	0,5m cable with socket	1m cable with socket	15-pin plug-socket	15-pin plug-socket	7-pin plug-socket	2,5m open cable in	1m open cable in	0,5m open cable out	1m open cable out
1241-12V		12V	●		●		●		●						
1241-24V		24V	●			●	●		●						
1242.13-12V		12V		●	●		●		●						
1242.7-12V		12V		●	●		●				●				
1242-24V		24V		●		●	●		●						
1419-12V		12V	●									●		●	
1419-24V		24V	●										●		●









catalogue number	photo	voltage	5 lights version	4 lights version	3 lights version	2,5m cable with plug	1m cable with plug	0,5m cable with socket	1m cable with socket	15-pin plug-socket	15-pin plug-socket
1243-12V		12V	●			●		●		●	
1243-24V		24V	●				●		●		●
1244-12V		12V		●		●		●		●	
1244-24V		24V		●			●		●		●
1245-12V		12V			●	●		●		●	
1245-24V		24V			●		●		●		●



side markers and single function position lamps	
Z	bracket for side markers
P	bracket for side markers
K	housing for side markers
O	extra reflector
KR	lens in the colour of emitted light

multifunction end-outline lamps	
L	left
P	right
I	mounting option - surface
II	mounting option - straight bracket
III	mounting option - angled bracket
BC	red lens, if without BC marking the lens is clear and transparent
DD	dynamic indicator, progressive moving

multifunction rear assembly lamps	
L	left
P	right
L/P	universal
O	dummy load for indicator light, voltage according to product specification
O12	dummy load for indicator light, for 12V
O24	dummy load for indicator light, for 24V
DD	dynamic indicator, progressive moving
KR	lens in the colour of emitted light
SZ	Connector - Schlemmer 8pin
SCHL	
WAS	connector 5 pin
WAS7	connector 7 pin, WAS
TYCO	connector 7 pin, AMP

-  low beam
-  high beam
-  position light
-  stop light
-  fog light
-  reverse light
-  indicator
-  reflecting device

LED
lamp



LED
lamp



LED



